





INNOVATION FOR
HUMAN SPACES™

We co-create spaces that are sustainable and people-first.






- Wipro advantage**  30+ years of expertise in lighting
-  18 branches across India
-  Customized solutions
-  Pan India after-sales support



www.wiprolighting.com | Toll free no: 1800 425 1969 | helpdesk.lighting@wipro.com

Registered Office: Wipro Enterprises (P) Ltd. "Wipro House", No. 8, 7th Main, 80 Feet Road, Koramangala, 1st Block, Bangalore 560034
 Business Office: Wipro Lighting, 5th Floor, Godrej Eternia-C, Old Pune-Mumbai Highway, Shivajinagar, Pune 411005
 (T) 020 66098700, (F) 020 66098777

Branches: Ahmedabad | Bangalore | Bhubaneswar | Chandigarh | Chennai | Cochin | Coimbatore | Hyderabad | Indore | Jaipur | Kolkata | Lucknow | Mumbai | Nagpur | New Delhi | Pune | Raipur | Vishakhapatnam

Innovation and improvement are a way of life at Wipro. All rights reserved. Reproduction of this data in parts or in whole, without permission, is prohibited. Care has been taken to ensure that the information content within is correct. We reserve the right to modify the product without prior intimation. Limitation of Registered Designs is a punishable offence. | Follow us on     

COMMERCIAL
& INSTITUTIONAL
LIGHTING RANGE

PRICELIST

wef: April 1st, 2026

2026





30+ Years of Bright Ideas

For over three decades, Wipro Lighting has illuminated not just spaces - but possibilities. From pioneering sustainable lighting practices to shaping smart, connected environments, innovation runs in our veins.

We've led the way - setting benchmarks in landscape lighting, championing the green building movement, and being one of the first to connect lighting with intelligence. But we don't just innovate for the sake of change. We innovate for people - for their comfort, productivity, and well-being.

Today, our portfolio spans high-efficiency luminaires, IoT-enabled systems, and smart outdoor lighting, all designed with one purpose: to create better spaces for the people who live and work in them.

At Wipro Lighting, we don't just light spaces - we bring them to life.



INNOVATION FOR HUMAN SPACES™

Where technology meets people - and lighting thinks beyond illumination.

Human spaces aren't just about structure - they're about experience. At Wipro Lighting, we believe lighting should adapt, respond, and evolve with the people.

Lighting that goes beyond brightness - crafted to elevate every space, every purpose. At Wipro Lighting, we blend design, technology, and innovation to create solutions that empower people, enrich environments, and enhance efficiency across sectors.

Our commitment to the Innovation for Human Spaces is a promise to design environments that are intelligent, intuitive, and inspired. We're moving beyond traditional lighting to deliver solutions that enhance well-being, boost productivity, and support sustainable living.

adapt. respond. evolve.

INDEX

Modern Workspaces

Architectural Range

| | |
|-----------|----|
| Gleamline | 13 |
| Llano | 17 |
| Lino | 21 |
| Skymesh | 25 |
| Skyscale | 29 |

| | |
|-----|----|
| 2x2 | 33 |
|-----|----|

Linears

| | |
|-----------|----|
| Recessed | 39 |
| Suspended | 43 |
| Surfaced | 49 |

| | |
|--------------|----|
| Curvilinears | 59 |
|--------------|----|

| | |
|--------|----|
| X-Rail | 61 |
|--------|----|

| | |
|------------|----|
| Downlights | 65 |
|------------|----|

| | |
|--------|----|
| Inform | 77 |
|--------|----|

| | |
|----------|----|
| Acoustic | 87 |
|----------|----|

Smart & Connected

| | |
|--------|-----|
| iSense | 103 |
|--------|-----|

| | |
|-----------|-----|
| IoL Ready | 113 |
|-----------|-----|

| | |
|--------|-----|
| eSense | 121 |
|--------|-----|

| | |
|----------|-----|
| TruSense | 123 |
|----------|-----|

Industry

| | |
|-----------|-----|
| Cleanroom | 131 |
|-----------|-----|

| | |
|--------------------|-----|
| Highbays & linears | 139 |
|--------------------|-----|

| | |
|-----------|-----|
| Blazeline | 151 |
|-----------|-----|

| | |
|-----------|-----|
| Frostline | 155 |
|-----------|-----|

Outdoor

| | |
|-------------|-----|
| Streetlight | 161 |
|-------------|-----|

| | |
|------------|-----|
| Floodlight | 165 |
|------------|-----|

| | |
|-------------------------|-----|
| Olympus Sports Lighting | 169 |
|-------------------------|-----|

| | |
|------------------------|-----|
| Aspire Tunnel Lighting | 173 |
|------------------------|-----|

| | |
|---------------------------|-----|
| Utopia Landscape Lighting | 177 |
|---------------------------|-----|

| | |
|-----------------------------|-----|
| Arcus Prime Facade Lighting | 193 |
|-----------------------------|-----|

| | |
|-------------------|-----|
| Solar Streetlight | 213 |
|-------------------|-----|

| | |
|-------------------|-----|
| Poles & High Mast | 215 |
|-------------------|-----|

| | |
|---------------------|-----|
| Phased-Out Products | 220 |
|---------------------|-----|

| | |
|--------------------|-----|
| Terms & Conditions | 221 |
|--------------------|-----|

| | |
|----------------|-----|
| Branch Offices | 222 |
|----------------|-----|



Illuminating every space,
empowering every human experience

MODERN WORKSPACES

Lighting

Today's workplaces demand more than just illumination - they require lighting that adapts to dynamic environments, enhances productivity, and supports employee well-being. Wipro Lighting offers an extensive portfolio designed for every corner of the modern office. With cutting-edge designs and smart, human-centric solutions, our lighting not only complements architectural intent but also powers performance.

300 million sq ft office space including **WELL, LEED, and IGBC-certified** green buildings illuminated

26% higher cognitive performance in healthier Human Spaces

30% fewer sick-building symptoms and significantly enhanced well-being



The hidden brilliance

India's first indirect linear.

Creates a proper ratio of vertical and horizontal illumination of **61.2%** for conference rooms and **45.4%** for workspaces, effectively eliminating shadows.





NEW

Gleamline with Collimator | LM96

Sleek suspended linear light with a 38mm profile, delivering balanced brightness with reduced glare.

Down variant

| Catalogue Reference No. | Wattage | CCT | Length | LP |
|-------------------------|---------|-------|--------|------------------|
| LM96-451-060-57-DN | 25W | 5700K | 1200mm | Price on Request |
| LM96-901-060-57-DN | 50W | 5700K | 2400mm | Price on Request |

- Also available with option of 4000K & DALI dimmable
- Suspension to be ordered separately

Up/Down variant

| Catalogue Reference No. | Wattage | CCT | Length | LP |
|-------------------------|---------|-------|--------|------------------|
| LM96-501-060-57-UD | 30W | 5700K | 1200mm | Price on Request |
| LM96-102-060-57-UD | 60W | 5700K | 2400mm | Price on Request |

- Also available with option of 4000K & DALI dimmable
- Suspension to be ordered separately

NEW

Gleamline with diffuser | LM96

Sleek suspended linear light with a 38mm profile, delivering balanced brightness with reduced glare.

Down variant

| Catalogue Reference No. | Wattage | CCT | Length | LP |
|-------------------------|---------|-------|--------|------------------|
| LM96-461-XXX-57-DN | 25W | 5700K | 1200mm | Price on Request |
| LM96-801-XXX-57-DN | 50W | 5700K | 2400mm | Price on Request |

- Also available with option of 4000K & DALI dimmable
- Suspension to be ordered separately

Up/Down variant


| Catalogue Reference No. | Wattage | CCT | Length | LP |
|-------------------------|---------|-------|--------|------------------|
| LM96-581-XXX-57-UD | 30W | 5700K | 1200mm | Price on Request |
| LM96-112-XXX-57-UD | 60W | 5700K | 2400mm | Price on Request |

- Also available with option of 4000K & DALI dimmable
- Replace 060 with 60DA for DALI codes
- Replace 57 with 40 for 4000K CCT
- Suspension to be ordered separately

Suspension for Gleamline

Universal suspension system with quick onsite adjustment: mounting with 2 suspensions from the ceiling.

| Catalogue Reference No. | Description | LP |
|-------------------------|--|---------|
| LMX961 | 1.5mtr. suspension suitable for installation on RCC ceiling, 2nos. 1 set | ₹ 1,590 |
| LMX962 | 1.5mtr. suspension suitable for installation on RCC ceiling, 3nos. 1 set | ₹ 2,050 |
| LMX225 | Suspension clamp suitable for 15mm T grid, 2nos. 1 set | ₹ 1,150 |
| LMX224 | Suspension clamp suitable for 24mm T grid, 2nos. 1 set | ₹ 1,150 |
| LMX226 | Suspension clamp suitable for 24mm T grid, 3nos. 1 set | ₹ 1,690 |
| LMX227 | Suspension clamp suitable for 15mm T grid, 3nos. 1 set | ₹ 1,690 |



Light a symphony

Sleek linear design meets soft sophistication - this fixture transforms any ceiling into a stylish, rhythmic light experience.



IP40



NEW

Llano | LM65 (Down)

Suspended modular luminaire with our revolutionary innovation towards bringing nature and natural light to indoor space.

| Catalogue Reference No. | Wattage | CCT | Dimension (LxW) | LP |
|-------------------------|---------|-------|-----------------|----------|
| LM65B-151-WC-57-WX | 10W | 5700K | 550x53mm | ₹ 14,590 |
| LM65B-291-WC-57-WX | 20W | 5700K | 1100x53mm | ₹ 22,550 |
| LM65B-581-WC-57-WX | 40W | 5700K | 2200x53mm | ₹ 44,290 |
| LM65S-151-WC-57-WX | 10W | 5700K | 550x43mm | ₹ 13,550 |
| LM65S-291-WC-57-WX | 20W | 5700K | 1100x43mm | ₹ 21,290 |
| LM65S-581-WC-57-WX | 40W | 5700K | 2200x43mm | ₹ 42,590 |

- Also available with option of 4000K & DALI dimmable
- WC stands for white chrome, for black chrome change code to BC. WX is standalone, change X with C for continuous
- Suspension to be ordered separately

Llano | LM65 (Up/Down)

Suspended modular luminaire with our revolutionary innovation towards bringing nature and natural light to indoor space.


| Catalogue Reference No. | Wattage | CCT | Dimension (LxW) | LP |
|-------------------------|---------|-------|-----------------|----------|
| LM65B-181-WC-57-WX | 15W | 5700K | 550x53mm | ₹ 17,190 |
| LM65B-361-WC-57-WX | 30W | 5700K | 1100x53mm | ₹ 29,590 |
| LM65B-721-WC-57-WX | 60W | 5700K | 2200x53mm | ₹ 47,950 |
| LM65S-181-WC-57-WX | 15W | 5700K | 550x43mm | ₹ 16,350 |
| LM65S-361-WC-57-WX | 30W | 5700K | 1100x43mm | ₹ 27,290 |
| LM65S-721-WC-57-WX | 60W | 5700K | 2200x43mm | ₹ 47,090 |

- Also available with option of 4000K & DALI dimmable
- WC stands for white chrome, for black chrome change code to BC. WX is standalone, change X with C for continuous
- Suspension to be ordered separately

Suspension for Llano

Universal suspension system with quick onsite adjustment: mounting with 2 suspensions from the ceiling.

| Catalogue Reference No. | Description | LP |
|-------------------------|--|---------|
| LMX222 | 1.5mtr. suspension suitable for installation on RCC ceiling, 2nos. 1 set | ₹ 1,050 |
| LMX223 | 1.5mtr. suspension suitable for installation on RCC ceiling, 3nos. 1 set | ₹ 1,450 |
| LMX224 | Suspension clamp suitable for 15mm T grid, 2nos. 1 set | ₹ 1,150 |
| LMX225 | Suspension clamp suitable for 24mm T grid, 2nos. 1 set | ₹ 1,150 |
| LMX226 | Suspension clamp suitable for 24mm T grid, 3nos. 1 set | ₹ 1,690 |
| LMX227 | Suspension clamp suitable for 15mm T grid, 3nos. 1 set | ₹ 1,690 |



Quiet elegance for modern spaces

Clean lines and glare-free glow create a calming ambience that boosts focus and flow. Lino blends effortlessly, lighting your space with intentional ease.





Lino | LM21 (Down)

High performance linear lighting with high transmissivity HET/UGR diffuser and bidirectional lighting option, made with extrusion aluminium housing and screwless built end cap.

| Catalogue Reference No. | Wattage | CCT | Dimension (LxW) | LP |
|-------------------------|---------|-------|-----------------|----------|
| LM21-351-XXX-57-WX | 20W | 5700K | 1200x100mm | ₹ 26,290 |
| LM21-501-XXX-57-WX | 30W | 5700K | 1200x100mm | ₹ 28,250 |
| LM21-701-XXX-57-WX | 40W | 5700K | 2400x100mm | ₹ 45,250 |
| LM21-102-XXX-57-WX | 60W | 5700K | 2400x100mm | ₹ 47,490 |

- Also available with option of 4000K CCT, Up/Down lights (70%-30%) continuous variant, DALI dimmable, UGR diffuser and black colour housing option
- Suspension to be ordered separately

Lino | LM21 (Up/Down)

High performance linear lighting with high transmissivity HET/UGR diffuser and bidirectional lighting option, made with extrusion aluminium housing and screwless built end cap.


| Catalogue Reference No. | Wattage | CCT | Dimension (LxW) | LP |
|-------------------------|---------|-------|-----------------|----------|
| LM21-521-XXX-57-WX | 20W | 5700K | 1200x100mm | ₹ 28,950 |
| LM21-142-XXX-57-WX | 40W | 5700K | 2400x100mm | ₹ 51,090 |

- Also available with option of 4000K CCT, Up/Down lights (70%-30%) continuous variant, DALI dimmable, UGR diffuser and black colour housing option
- Suspension to be ordered separately

Suspension for Lino | LMX21


Universal suspension system with quick onsite adjustment: mounting with 2 suspensions from the ceiling.

| Catalogue Reference No. | Description | LP |
|-------------------------|---|---------|
| LMX212 | 1.5mtr. suspension suitable for installation on RCC ceiling | ₹ 990 |
| LMX213 | 3mtr. suspension suitable for installation on RCC ceiling | ₹ 1,090 |



Bringing courtyard calm to modern workspaces

Inspired by open skies and shared spaces, it invites light, air, and creativity to flow freely. More than design— it's a breath of openness crafted to inspire endless possibilities.






Skymesh | LM13S (900x900)

Suspended modular luminaire with our revolutionary innovation towards bringing nature and natural light to indoor space.

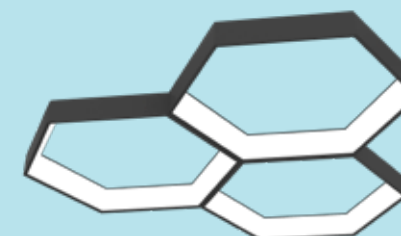
| Catalogue Reference No. | Wattage | CCT | Shape | LP |
|-------------------------|---------|-------|---------|----------|
| LM13S-941-XXX-57WX | 60W | 5700K | Square | ₹ 44,290 |
| LM13S-451-XXX-57WC | 30W | 5700K | Square | ₹ 36,650 |
| LM13H-941-XXX-57WX | 60W | 5700K | Hexagon | ₹ 46,550 |
| LM13H-451-XXX-57WC | 30W | 5700K | Hexagon | ₹ 38,450 |


- Also available with option of black & wooden finish housing, 4000K CCT, DALI dimmable and in continuous variant
- S stands for square and H stands for hexa

Skymesh Square Modular Cluster



Skymesh Hexa Modular Cluster





One light. One ceiling.

Experience light that feels natural — soft, even, and glare-free. Our immersive ceiling solution delivers seamless daylight comfort, transforming any room into a bright, uplifting space. Elevate your environment with effortless, ambient brilliance.





Skyscale | LM98 (1200x1200)

Suspended modular luminaire with our revolutionary innovation towards bringing nature and natural light to indoor space.

| Catalogue Reference No. | Wattage | CCT | LP |
|-------------------------|---------|-------|------------|
| LM98-801-XXX-57-WH | 80W | 5700K | ₹ 2,37,590 |
| LM98-801-XXX-57-BL | 80W | 5700K | ₹ 2,37,590 |






- Also available with option of DALI dimmable and white colour tunable
- Available in multiple shapes and also in customizable options





2x2

The eternal staples in a workspace, 2x2 profiles are simple, functional, and comfortable. Our range of 2x2s show that classics never go out of style. These luminaires add a touch of nostalgic novelty to your space while lighting up the workspace in a way well suitable for your eye.

-  Superior UGR
-  High Efficiency LEDs
-  Multiple CCT Options
-  Durable Housing
-  IP Rated Protection




Opus | LM38

Opus is a high efficiency, elegant, fluidic, and modern in design LED luminaire, with a unique, floating, spherical diffuser and surrounding light chamber, that subtly introduces a circular geometry into the ceiling plane.

| Catalogue Reference No. | Wattage | CCT | LP |
|-------------------------|---------|---------------|----------|
| LM38-361-XXX-57-XX | 32W | 5700K | ₹ 13,390 |
| LM38-461-XXX-57-XX | 34W | 5700K | ₹ 14,190 |
| LM38-461-XXX-4057 | 34W | 4000K - 5700K | ₹ 17,990 |

- LM38-461-XXX-4057 is a unique luminaire which has dual color CCT, available in a single luminaire
- Also available with option of DALI dimmable and white color tunable
- Frame to be ordered separately for installation in POP/gypsum ceiling
- Catalogue no. for frame is 9180P01089 - LP: ₹1290




Verge | LM29

Our high efficiency, recessed mounted, luminaire with its minimalistic design, integrates into the ceiling, creating a unique, volumetric lighting experience.

| Catalogue Reference No. | Wattage | CCT | LP |
|-------------------------|---------|-------|----------|
| LM29-451-XXX-57-XX | 33W | 5700K | ₹ 9,090 |
| LM29-451-XXX-57RCC | 33W | 5700K | ₹ 10,450 |
| LM29-451-XXX-57GRD | 33W | 5700K | ₹ 10,750 |

- Also available with option of 4000K CCT, DALI dimmable and white color tunable
- RCC suffix denotes suspension mounting for RCC ceiling. GRD suffix denotes suspension mounting for modular ceiling
- Frame to be ordered separately for installation in POP/gypsum ceiling
- Catalogue no. for frame is 9180P01089 - LP: ₹1,290



Elate | CRCO10

Recessed/surface mounted LED luminaire with higher efficacy, full diffuser, providing uniform light.

| Catalogue Reference No. | Wattage | CCT | LP |
|-------------------------|---------|-------|---------|
| CRCO10R030HP57G1L1 | 30W | 5700K | ₹ 7,150 |
| CRCO10S030HP57G1L1 | 30W | 5700K | ₹ 7,550 |
| CRCO10R038HP57G1L1 | 36W | 5700K | ₹ 7,250 |
| CRCO10S038HP57G1L1 | 36W | 5700K | ₹ 7,650 |

- 'R' represents recessed and 'S' represents surface mounting
- Also available in 4000K CCT
- Frame to be ordered separately for installation in POP/gypsum ceiling
- Catalogue no. for frame is 9180P01089 - LP: ₹1,290



Immaculate NXG G3 | CRCO10

Recessed mounted full flat panel LED luminaire providing uniform light.

| Catalogue Reference No. | Wattage | CCT | LP |
|-------------------------|---------|-------|---------|
| CRCO10R024HP57G3 | 24W | 5700K | ₹ 4,550 |
| CRCO10R030HP57G3 | 30W | 5700K | ₹ 4,990 |
| CRCO10R036HP57G3 | 36W | 5700K | ₹ 5,450 |
| CRCO10R040HP57G3 | 40W | 5700K | ₹ 5,890 |

- Also available with option of 4000K CCT
- Also available with option of HE, UGR & DALI dimmable
- Frame to be ordered separately for installation in POP/gypsum ceiling
- Catalogue no. for frame is 9180P01089 - LP: ₹980



NEW

Immaculate NXG G4 | CRCO10

Recessed/surface mounted LED luminaire with higher efficacy, full diffuser, providing uniform light.

| Catalogue Reference No. | Wattage | CCT | LP |
|-------------------------|---------|-------|---------|
| CRCO10R024HP57G4 | 24W | 5700K | ₹ 5,090 |
| CRCO10R030HP57G4 | 30W | 5700K | ₹ 5,550 |
| CRCO10R036HP57G4 | 36W | 5700K | ₹ 5,990 |
| CRCO10R040HP57G4 | 40W | 5700K | ₹ 6,450 |

- Also available with option of 4000K CCT
- Also available with option of HE, UGR & DALI dimmable
- Frame to be ordered separately for installation in POP/gypsum ceiling
- Catalogue no. for frame is 9180P01089 - LP: ₹980
- 5 years warranty in case of G4



NEW

Immaculate NXG HE | CRCO10

Recessed/surface mounted LED luminaire with higher efficacy, full diffuser, providing uniform light.

| Catalogue Reference No. | Wattage | CCT | LP |
|-------------------------|---------|-------|---------|
| CRCO10R024HE57G4 | 24W | 5700K | ₹ 5,550 |
| CRCO10R030HE57G4 | 30W | 5700K | ₹ 5,990 |
| CRCO10R036HE57G4 | 36W | 5700K | ₹ 6,450 |
| CRCO10R040HE57G4 | 40W | 5700K | ₹ 6,890 |

- Also available with option of 4000K CCT
- Also available with option of HE, UGR & DALI dimmable
- Frame to be ordered separately for installation in POP/gypsum ceiling
- Catalogue no. for frame is 9180P01089 - LP: ₹980
- 5 years warranty in case of G4





inSync+™

[Mind + Body + Light]






Perfectly syncs with nature's light cycle, delivering dynamic, true-to-daylight illumination on demand.






Linears (Recessed)

Recessed linear profiles blend effortlessly into architectural lines, creating clean and modern visual continuity. Wipro Lighting's recessed linear solutions are not only aesthetically minimal but also technologically versatile. With multiple connectivity options and dynamic lighting effects, they let you redefine spaces - whether it's for focused functionality or creative flair.

-  Superior UGR
-  High Efficiency LEDs
-  Multiple CCT Options
-  Durable Housing
-  IP Rated Protection




Axeon Recessed | LM34

Linear lighting solution for contemporary workspaces. Extruded aluminium housing with high transmissivity HET diffuser, for standalone and seamless end-to-end connectivity.

| Catalogue Reference No. | Wattage | CCT | Length | LP |
|-------------------------|---------|-------|--------|----------|
| LM34-251XXX-57RMG1 | 20W | 5700K | 1200mm | ₹ 10,690 |
| LM34-251XX-57RMCG1 | 20W | 5700K | 1200mm | ₹ 10,790 |
| LM34-401XXX-57RMG1 | 30W | 5700K | 1200mm | ₹ 11,650 |
| LM34-401XX-57RMCG1 | 30W | 5700K | 1200mm | ₹ 12,150 |
| LM34-501XXX-57RMG1 | 40W | 5700K | 2400mm | ₹ 19,090 |
| LM34-501XX-57RMCG1 | 40W | 5700K | 2400mm | ₹ 19,190 |
| LM34-801XXX-57RMG1 | 60W | 5700K | 2400mm | ₹ 22,390 |
| LM34-801XX-57RMCG1 | 60W | 5700K | 2400mm | ₹ 22,490 |

- Also available with option of 4000K CCT and black housing colour
- Available in 4 feet and 8 feet variants



Axeon Recessed Angular | LM34

Unique connectors to create V, Y, L, T and + shape patterns with seamless connectivity.

| Catalogue Reference No. | Wattage | CCT | Length | LP |
|-------------------------|---------|-------|--------|------------------|
| LM34141-90L57RMCG1 | 10W | 5700K | 90°L | Price on Request |
| LM34141-60V57RMCG1 | 10W | 5700K | 60°V | Price on Request |
| LM34141120V57RMCG1 | 10W | 5700K | 120°V | Price on Request |
| LM34211120Y57RMCG1 | 15W | 5700K | 120°Y | Price on Request |
| LM34211-90T57RMCG1 | 20W | 5700K | 90°T | Price on Request |
| LM34281-90+57RMCG1 | 20W | 5700K | 90°+ | Price on Request |

- Also available with option of DALI dimmable & 4000K CCT



Cove Light | LM37R

| Catalogue Reference No. | Wattage | CCT | Length | LP |
|-------------------------|---------|-------|--------|---------|
| LM37R-101-XX-57-G2 | 10W | 5700K | 600mm | ₹ 2,550 |
| LM37R-201-XX-57-G2 | 20W | 5700K | 1200mm | ₹ 4,150 |

- Also available with option of 4000K and 3000K CCT



Inspiro Recessed Asymmetric Collimator | LM04

Slim recessed linear lighting solution with asymmetric lens for contemporary workspaces. Extruded aluminium housing with asymmetric lens, for standalone and seamless end-to-end connectivity.

| Catalogue Reference No. | Wattage | CCT | Length | LP |
|-------------------------|---------|-------|--------|----------|
| LM04-801ASM-57-RWX | 5W | 5700K | 150mm | ₹ 3,290 |
| LM04-161ASM-57-RWX | 5W | 5700K | 280mm | ₹ 3,290 |
| LM04-261ASM-57-RWX | 10W | 5700K | 545mm | ₹ 6,150 |
| LM04-261ASM5-57-RWC | 10W | 5700K | 538mm | ₹ 6,190 |
| LM04-561ASM-57-RWX | 20W | 5700K | 1207mm | ₹ 11,790 |
| LM04-561ASM-57-RWC | 20W | 5700K | 1200mm | ₹ 11,890 |

• Also available with option of 4000K CCT and black housing colour



Inspiro Recessed Symmetric Collimator | LM04

Slim recessed linear lighting solution with collimator lens for contemporary workspaces. Extruded aluminium housing with collimator lens, for standalone and seamless end-to-end connectivity.

| Catalogue Reference No. | Wattage | CCT | Length | LP |
|-------------------------|---------|-------|--------|----------|
| LM04-801-45-57-RWX | 5W | 5700K | 150mm | ₹ 2,890 |
| LM04-161-45-57-RWX | 5W | 5700K | 280mm | ₹ 2,950 |
| LM04-261-45-57-RWX | 10W | 5700K | 545mm | ₹ 5,790 |
| LM04-261-45-57-RWC | 10W | 5700K | 538mm | ₹ 5,850 |
| LM04-561-45-57-RWX | 20W | 5700K | 1207mm | ₹ 11,550 |
| LM04-561-45-57-RWC | 20W | 5700K | 1200mm | ₹ 11,650 |

• Also available with option of 4000K CCT and black housing colour



Aura NGX | CRCO13

Recessed/surface mounted LED 4X1 luminaire, full diffuser provides uniform light.

| Catalogue Reference No. | Wattage | CCT | LP |
|-------------------------|----------------------------|-------|---------|
| CRCO13R024HP57G4 | 24W | 5700K | ₹ 6,150 |
| CRCO13R030HP57G4 | 30W | 5700K | ₹ 6,350 |
| CRCO13R036HP57G4 | 36W | 5700K | ₹ 6,790 |
| CRCO13R040HP57G4 | 40W | 5700K | ₹ 7,250 |
| CRCO-1X4-SM-FRAME | Frame for surface mounting | | ₹ 2,850 |

- Cutout dimensions: 1195mm x 295mm
- 'R' represents recessed and 'S' represents surface mounting
- Frame to be ordered separately for installation in POP/gypsum ceiling
- Also available with option of 4000K CCT




Aura Slim | CRCO18

Surface mounted LED 4X1 luminaire, full diffuser provides uniform light.

| Catalogue Reference No. | Wattage | CCT | LP |
|-------------------------|---------|-------|---------|
| CRCO18S036HP57 | 36W | 5700K | ₹ 5,290 |
| CRCO18S036HP57UG | 36W | 5700K | ₹ 5,450 |

- Also available with option of 4000K CCT and DALI dimmable



Tech Zone | TZ

Recessed mounted extruded aluminium housing slim luminaire, suitable for standalone and continuous TechZone ceiling. HET diffuser for uniform homogeneous light.






| Catalogue Reference No. | Wattage | CCT | Length | LP |
|-------------------------|---------|-------|--------|----------|
| LM66-351-XXX-57-CT | 20W | 5700K | 1200mm | ₹ 12,190 |
| LM35-381-XXX57PMC | 30W | 5700K | 1200mm | ₹ 7,690 |
| LM66-701-XXX-57-CT | 40W | 5700K | 2400mm | ₹ 24,050 |
| LM66-102-XXX-57-XX | 60W | 5700K | 2400mm | ₹ 24,090 |


- Also available with option of 4000K CCT and DALI dimmable
- Also available with UGR diffuser



Linears (Suspended)

Suspended linear lighting adds a striking design element while delivering balanced illumination. Ideal for high ceilings or open spaces, these profiles draw attention while complementing architectural flow. Wipro Lighting's suspended linear solutions offer dynamic connectivity and design flexibility perfect for modern environments that demand both function and finesse.

-  Superior UGR
-  High Efficiency LEDs
-  Multiple CCT Options
-  Durable Housing
-  IP Rated Protection




Stylus | LM43 (Down)

Linear suspended luminaire with inset 12mm profile and glare controlled beam angle for visual balance.

| Catalogue Reference No. | Wattage | CCT | Length | LP |
|-------------------------|---------|-------|--------|----------|
| LM43-161-XXX-57-WX | 10W | 5700K | 600mm | ₹ 7,990 |
| LM43-241-XXX-57-WX | 15W | 5700K | 900mm | ₹ 11,250 |
| LM43-321-XXX-57-WX | 20W | 5700K | 1200mm | ₹ 14,890 |
| LM43-481-XXX-57-WX | 30W | 5700K | 1800mm | ₹ 18,750 |
| LM43-651-XXX-57-WX | 40W | 5700K | 2400mm | ₹ 23,350 |

- Available in 600mm, 900mm, 1200mm, 1800mm & 2400mm length
- Also available with option of black housing, 4000K CCT, DALI dimmable and in continuous variant
- Suspension to be ordered separately




Stylus | LM43 (Up/down)

Linear suspended up/down luminaire with inset 12mm profile and glare controlled beam angle for visual balance.

| Catalogue Reference No. | Wattage | CCT | Length | LP |
|-------------------------|---------|-------|--------|----------|
| LM43-251-XXX-57-WX | 15W | 5700K | 600mm | ₹ 10,590 |
| LM43-361-XXX-57-WX | 20W | 5700K | 900mm | ₹ 12,990 |
| LM43-491-XXX-57-WX | 30W | 5700K | 1200mm | ₹ 22,250 |
| LM43-731-XXX-57-WX | 45W | 5700K | 1800mm | ₹ 23,690 |
| LM43-971-XXX-57-WX | 60W | 5700K | 2400mm | ₹ 26,050 |

- Available in 600mm, 900mm, 1200mm, 1800mm & 2400mm length
- Also available with option of black housing, 4000K CCT, DALI dimmable and in continuous variant
- Suspension to be ordered separately



Stylus | LM43 (HL)

Linear suspended (HL: high lumens) luminaire with inset 12mm profile and glare controlled beam angle for visual balance.

| Catalogue Reference No. | Wattage | CCT | Length | LP |
|-------------------------|---------|-------|--------|----------|
| LM43-221-XXX-57-WX | 15W | 5700K | 600mm | ₹ 9,490 |
| LM43-331-XXX-57-WX | 20W | 5700K | 900mm | ₹ 13,790 |
| LM43-451-XXX-57-WX | 30W | 5700K | 1200mm | ₹ 23,590 |
| LM43-671-XXX-57-WX | 45W | 5700K | 1800mm | ₹ 24,690 |
| LM43-901-XXX-57-WX | 60W | 5700K | 2400mm | ₹ 26,850 |

- Available in 600mm, 900mm, 1200mm, 1800mm & 2400mm length
- Also available with option of black housing, 4000K CCT, DALI dimmable and in continuous variant
- Suspension to be ordered separately




Stylus MPO-UGR | LM43 (Down)

Linear profiles with micro precision optics are the most preferred option for soft glow and low glare in workspaces.

| Catalogue Reference No. | Wattage | CCT | Length | LP |
|-------------------------|---------|-------|--------|----------|
| LM43-211XXX-57UGWX | 15W | 5700K | 600mm | ₹ 12,750 |
| LM43-421XXX-57UGWX | 20W | 5700K | 900mm | ₹ 16,250 |
| LM43-451XXX-57UGWX | 30W | 5700K | 1200mm | ₹ 24,090 |
| LM43-841XXX-57UGWX | 45W | 5700K | 1800mm | ₹ 27,890 |
| LM43-102XXX-57UGWX | 60W | 5700K | 2400mm | ₹ 31,550 |

- Available in 600mm, 900mm, 1200mm, 1800mm & 2400mm length
- Also available with option of black housing, 4000K CCT, DALI dimmable and in continuous variant
- Suspension to be ordered separately



Stylus Asymmetric | LM43

Linear profiles with asymmetric reflector optics.

| Catalogue Reference No. | Wattage | CCT | Length | LP |
|-------------------------|---------|-------|--------|------------------|
| LM43-271-A45-57-WX | 20W | 5700K | 1200mm | Price on Request |
| LM43-541-A45-57-WX | 40W | 5700K | 2400mm | Price on Request |

- Also available with option of black housing, 4000K CCT, DALI dimmable and in continuous variant
- Suspension to be ordered separately




Stylus MPO-UGR | LM43 (Up/down)

Linear profiles with micro precision optics are the most preferred option for soft glow and low glare in workspaces.

| Catalogue Reference No. | Wattage | CCT | Length | LP |
|-------------------------|---------|-------|--------|----------|
| LM43-251XXX-57UGWX | 15W | 5700K | 600mm | ₹ 15,590 |
| LM43-361XXX-57UGWX | 20W | 5700K | 900mm | ₹ 18,850 |
| LM43-491XXX-57UGWX | 30W | 5700K | 1200mm | ₹ 23,450 |
| LM43-731XXX-57UGWX | 45W | 5700K | 1800mm | ₹ 28,250 |
| LM43-971XXX-57UGWX | 60W | 5700K | 2400mm | ₹ 30,790 |

- Available in 600mm, 900mm, 1200mm, 1800mm & 2400mm length
- Also available with option of black housing, 4000K CCT, DALI dimmable and in continuous variant
- Suspension to be ordered separately




Stylus with Tracklight | LM43

Integrated tracklight with precise beam angle in linear profile.

| Catalogue Reference No. | Wattage | CCT | LP |
|-------------------------|---------|-------|------------------|
| LM43-161-030-57-WX | 10W | 5700K | Price on Request |

- Also available with option of 4000K CCT and black colour housing
- Suspension to be ordered separately




Stylus Collimator Lens | LM43

Linear profiles with collimator lens are the most preferred option for the critical tasks workspace. The ideal lighting solution for green building.

| Catalogue Reference No. | Wattage | CCT | Length | LP |
|-------------------------|---------|-------|--------|----------|
| LM43-271-045-57-WX | 30W | 5700K | 1200mm | ₹ 24,190 |
| LM43-541-045-57-WX | 60W | 5700K | 2400mm | ₹ 35,450 |

- Also available with option of black housing, 4000K CCT and in continuous variant
- Suspension to be ordered separately




Stylus with Gimball | LM43

Integrated tracklight with precise beam angle in linear profile.

| Catalogue Reference No. | Wattage | CCT | LP |
|-------------------------|---------|-------|------------------|
| LM43-701-055-57-WC | 5W | 5700K | Price on Request |

- Also available with option of black housing, 4000K CCT
- Suspension to be ordered separately



Stylus Angular | LM43

Unique connectors to create V, Y, L and T shape patterns with seamless connectivity.

| Catalogue Reference No. | Wattage | CCT | LP |
|-------------------------|---------|-------|------------------|
| LM43-161-90L57-CTW | 10W | 5700K | Price on Request |
| LM43-221-90L57-CTW | 15W | 5700K | Price on Request |
| LM43-161-120V57CTW | 10W | 5700K | Price on Request |
| LM43-221-120V57CTW | 15W | 5700K | Price on Request |
| LM43-331-120V57CTW | 22W | 5700K | Price on Request |
| LM43-241-90T57CTW | 15W | 5700K | Price on Request |
| LM43-331-90T57CTW | 22W | 5700K | Price on Request |
| LM43-321-90+57-CTW | 20W | 5700K | Price on Request |
| LM43-451-90+57-CTW | 30W | 5700K | Price on Request |

- Single arm length: 300mm
- Also available with option of black housing, 4000K CCT and in continuous variant
- Suspension to be ordered separately




Stylus Nodal | LM43

Central downlight to connect linear fittings.

| Catalogue Reference No. | Wattage | CCT | LP |
|-------------------------|---------|-------|------------------|
| LM43-161XXX-57SDW | 10W | 5700K | Price on Request |

- Also available with option of black housing, 4000K CCT and in continuous variant
- Suspension to be ordered separately



Stylus Endcap | LM43

Ensures perfect locking.

| Catalogue Reference No. | Wattage | CCT | LP |
|-------------------------|---------|-----|-------|
| LMX34M09C-MTG | NA | - | ₹ 790 |

- Also available with option of black housing, 4000K CCT and in continuous variant
- Suspension to be ordered separately

Suspension for Stylus | LMX43

Universal suspension system with quick onsite adjustment: mounting with 2 suspensions from the ceiling.


| Catalogue Reference No. | Description | LP |
|-------------------------|--|---------|
| LMX431 | 1.0mtr. suspension suitable for installation on RCC ceiling | ₹ 1,190 |
| LMX432 | 1.0mtr. suspension suitable for installation on modular grid, prelude 24mm ceiling system | ₹ 1,290 |
| LMX433 | 1.0mtr. suspension suitable for installation on modular grid, silhouette 15mm ceiling system | ₹ 1,790 |
| LMX434 | 1.0mtr. suspension suitable for installation on RCC ceiling | ₹ 1,990 |
| LMX435 | 1.0mtr. suspension suitable for installation on RCC ceiling | ₹ 1,450 |
| LMX436 | 1.0mtr. suspension suitable for installation on modular grid, silhouette 15mm ceiling system | ₹ 1,450 |

Stylus Nodal suspension | LMX77

Universal suspension system with quick onsite adjustment: mounting with 2 suspensions from the ceiling.

| Catalogue Reference No. | Description | LP |
|-------------------------|--|---------|
| LMX431 | 1.0mtr. suspension suitable for installation on RCC ceiling | ₹ 1,190 |
| LMX432 | 1.0mtr. suspension suitable for installation on modular grid, prelude 24mm ceiling system | ₹ 1,290 |
| LMX433 | 1.0mtr. suspension suitable for installation on modular grid, silhouette 15mm ceiling system | ₹ 1,790 |
| LMX434 | 1.0mtr. suspension suitable for installation on RCC ceiling | ₹ 1,990 |
| LMX435 | 1.0mtr. suspension suitable for installation on RCC ceiling | ₹ 1,450 |
| LMX436 | 1.0mtr. suspension suitable for installation on modular grid, silhouette 15mm ceiling system | ₹ 1,450 |






Axeon+ | LM34 (Up/down)

Linear lighting solution with extruded aluminium housing and high transmissivity HET/UGR diffuser, for standalone and continuous variant.

| Catalogue Reference No. | Wattage | CCT | Length | LP |
|-------------------------|---------|-------|--------|----------|
| LM34-361-XXX-57WG2 | 20W | 5700K | 1200mm | ₹ 15,390 |
| LM34-721-XXX-57WG2 | 40W | 5700K | 2400mm | ₹ 25,290 |

- Also available with option of black housing, continuous variant, DALI dimmable & 4000K CCT
- Suspension to be ordered separately
- Available with UGR Diffuser




Axeon+ UGR | LM34 (Up/down)

Linear lighting solution with extruded aluminium housing and high transmissivity HET/UGR diffuser, for standalone and continuous variant.

| Catalogue Reference No. | Wattage | CCT | Length | LP |
|-------------------------|---------|-------|--------|----------|
| LM34-361-XXX57UWG2 | 20W | 5700K | 1200mm | ₹ 17,650 |
| LM34-721-XXX57UWG2 | 40W | 5700K | 2400mm | ₹ 27,550 |

- Also available with option of black housing, continuous variant, DALI dimmable & 4000K CCT
- Suspension to be ordered separately
- Available with UGR Diffuser



Axeon+ Angular | LM34

Unique connectors to create V, Y, L and T shape patterns with seamless connectivity.


| Catalogue Reference No. | Wattage | CCT | LP |
|-------------------------|---------|-------|----------|
| LM34-930-90L57WCG2 | 10W | 5700K | ₹ 8,890 |
| LM34-930-60V57WCG2 | 10W | 5700K | ₹ 9,350 |
| LM34-930120V57WCG2 | 10W | 5700K | ₹ 9,450 |
| LM34-141120Y57WCG2 | 15W | 5700K | ₹ 11,650 |
| LM34-930-90T57WCG2 | 15W | 5700K | ₹ 11,050 |
| LM34-930-90+57WCG2 | 20W | 5700K | ₹ 16,190 |

- Also available with option of black housing, DALI dimmable & 4000K CCT
- Suspension to be ordered separately

Suspension for Axeon+ | LM34

Universal suspension system with quick onsite adjustment: mounting with 2 suspensions from the ceiling.

| Catalogue Reference No. | Description | LP |
|-------------------------|---|-------|
| LMX347 | Suitable for installation on RCC ceiling. | ₹ 790 |
| LMX348 | Suitable for installation on modular grid, Prelude 24mm ceiling system | ₹ 990 |
| LMX349 | Suitable for installation on modular grid, silhouette 15 mm ceiling system. | ₹ 990 |




Axeon+ G2L (Down) | LM34

Linear lighting solution with extruded aluminium housing and high transmissivity HET/UGR diffuser.

| Catalogue Reference No. | Wattage | CCT | Length | LP |
|-------------------------|---------|-------|--------|----------|
| LM34-101-XXX57WG2L | 10W | 5700K | 600mm | ₹ 5,190 |
| LM34-181-XXX57WG2L | 15W | 5700K | 750mm | ₹ 5,290 |
| LM34-201-XXX57WG2L | 15W | 5700K | 900mm | ₹ 6,750 |
| LM34-251-XXX57WG2L | 20W | 5700K | 1200mm | ₹ 7,550 |
| LM34-401-XXX57WG2L | 30W | 5700K | 1200mm | ₹ 7,690 |
| LM34-411-XXX57WG2L | 30W | 5700K | 1800mm | ₹ 11,450 |
| LM34-501-XXX57WG2L | 40W | 5700K | 2400mm | ₹ 13,590 |
| LM34-801-XXX57WG2L | 60W | 5700K | 2400mm | ₹ 14,650 |

- Also available with option of black housing, DALI dimmable, 4000K CCT and UGR Diffuser
- Suspension included




Axeon+ Angular | LM34 G2L

Unique connectors to create V, Y, L and T shape patterns with seamless connectivity.

| Catalogue Reference No. | Wattage | CCT | LP |
|-------------------------|---------|-------|----------|
| LM34-930-90L57WG2L | 10W | 5700K | ₹ 8,090 |
| LM34-930-60V57WG2L | 10W | 5700K | ₹ 8,290 |
| LM34-930-12V57WG2L | 10W | 5700K | ₹ 8,190 |
| LM34-141-12Y57WG2L | 15W | 5700K | ₹ 11,190 |
| LM34-930-90T57WG2L | 15W | 5700K | ₹ 11,150 |
| LM34-930-90+57WG2L | 20W | 5700K | ₹ 14,290 |

- Also available with option of black housing, DALI dimmable, 4000K CCT and UGR Diffuser
- Suspension included



Inspiro Suspended (Down) | LM04

Slim linear lighting solution with HET/UGR diffuser for contemporary workspaces. Extruded aluminium housing for standalone and seamless end-to-end connectivity.

| Catalogue Reference No. | Wattage | CCT | Length | LP |
|-------------------------|---------|-------|--------|----------|
| LM04-151-XXX-57PWC | 10W | 5700K | 600mm | ₹ 4,090 |
| LM04-201-XXX-57PWX | 15W | 5700K | 600mm | ₹ 4,590 |
| LM04-301-XXX-57PWC | 20W | 5700K | 1200mm | ₹ 6,090 |
| LM04-401-XXX-57PWX | 30W | 5700K | 1200mm | ₹ 5,750 |
| LM04-431-XXX-57PWC | 30W | 5700K | 1800mm | ₹ 8,050 |
| LM04-601-XXX-57PWX | 45W | 5700K | 1800mm | ₹ 7,590 |
| LM04-501-XXX-57PWC | 40W | 5700K | 2400mm | ₹ 10,050 |
| LM04-801-XXX-57PWX | 60W | 5700K | 2400mm | ₹ 9,590 |

- Also available with option of black housing, DALI dimmable, 4000K CCT and UGR Diffuser
- Suspension to be ordered separately



Inspiro Suspended (Up/Down) | LM04

Slim linear lighting solution with HET/UGR diffuser for contemporary workspaces. Extruded aluminium housing for standalone and seamless end-to-end connectivity.

| Catalogue Reference No. | Wattage | CCT | Length | LP |
|-------------------------|---------|-------|--------|----------|
| LM04-211-XXX-57PWX | 15W | 5700K | 600mm | ₹ 3,450 |
| LM04-211-XXX-57PWC | 15W | 5700K | 600mm | ₹ 3,250 |
| LM04-411-XXX-57PWX | 30W | 5700K | 1200mm | ₹ 6,850 |
| LM04-411-XXX-57PWC | 30W | 5700K | 1200mm | ₹ 6,490 |
| LM04-511-XXX-57PWX | 45W | 5700K | 1800mm | ₹ 8,890 |
| LM04-511-XXX-57PWC | 45W | 5700K | 1800mm | ₹ 9,490 |
| LM04-811-XXX-57PWX | 60W | 5700K | 2400mm | ₹ 12,290 |
| LM04-811-XXX-57PWC | 60W | 5700K | 2400mm | ₹ 12,650 |

- Also available with option of black housing, DALI dimmable, 4000K CCT and UGR Diffuser
- Suspension to be ordered separately



Inspiro Pendant - Symmetric Collimator (Down) | LM04

Slim linear lighting solution with collimator lens for contemporary workspaces. Extruded aluminium housing with collimator lens, for standalone and seamless end-to-end connectivity.

| Catalogue Reference No. | Wattage | CCT | Length | LP |
|-------------------------|---------|-------|--------|----------|
| LM04-261-45-57-PWX | 10W | 5700K | 600mm | ₹ 6,450 |
| LM04-261-45-57-PWC | 10W | 5700K | 600mm | ₹ 6,690 |
| LM04-561-45-57-PWX | 20W | 5700K | 1200mm | ₹ 12,850 |
| LM04-561-45-57-PWC | 20W | 5700K | 1200mm | ₹ 13,290 |

- Also available with option of black housing, DALI dimmable, 4000K CCT and UGR Diffuser
- Suspension to be ordered separately




Inspiro Pendant - Asymmetric Collimator (Down) | LM04

Slim linear lighting solution with asymmetric lens for contemporary workspaces. Extruded aluminium housing with asymmetric lens, for standalone and seamless end-to-end connectivity.

| Catalogue Reference No. | Wattage | CCT | Length | LP |
|-------------------------|---------|-------|--------|----------|
| LM04-261-ASM-57PWX | 10W | 5700K | 600mm | ₹ 5,850 |
| LM04-261-ASM-57PWC | 10W | 5700K | 600mm | ₹ 6,050 |
| LM04-561-ASM-57PWX | 20W | 5700K | 1200mm | ₹ 11,650 |
| LM04-561-ASM-57PWC | 20W | 5700K | 1200mm | ₹ 12,050 |

- Also available with option of black housing, DALI dimmable & 4000K CCT
- Suspension to be ordered separately



OnAir Flush | LM44

Sleek and seamless linear with flush diffuser, bi-directional light distribution, blends well with modern office architectural designs.

| Catalogue Reference No. | Wattage | CCT | Length | LP |
|----------------------------------|---------|-------|--------|----------|
| LM44F501-XXX-57-WX (down) | 30W | 5700K | 1200mm | ₹ 46,350 |
| LM44F701-XXX-57-WX (up/down) | 38W | 5700K | 1200mm | ₹ 53,690 |
| LM44F501-XXX57UGWX (down UGR) | 30W | 5700K | 1200mm | ₹ 50,850 |
| LM44F701-XXX57UGWX (up/down UGR) | 38W | 5700K | 1200mm | ₹ 59,890 |

- Also available with option of 4000K & DALI dimmable
- Suspension to be ordered separately

Suspension for Inspiro | LMX34

Universal suspension system with quick onsite adjustment: mounting with 2 suspensions from the ceiling.

| Catalogue Reference No. | Description | LP |
|-------------------------|---|---------|
| LMX341 | Suitable for installation on RCC ceiling | ₹ 990 |
| LMX342 | Suitable for installation on modular grid, Prelude 24mm ceiling system | ₹ 1,090 |
| LMX343 | Suitable for installation on modular grid, Silhouette 15mm ceiling system | ₹ 1,090 |

Suspension for OnAir Flush | LM44

Universal suspension system with quick onsite adjustment: mounting with 2 suspensions from the ceiling.

| Catalogue Reference No. | Description | LP |
|-------------------------|--|---------|
| LMX444 | 1.0mtr. suspension suitable for installation on RCC ceiling | ₹ 1,250 |
| LMX445 | 1.0mtr. suspension suitable for installation on modular grid 24mm ceiling system | ₹ 1,450 |
| LMX446 | 1.0mtr. suspension suitable for installation on modular grid 15mm ceiling system | ₹ 1,450 |





Linears (Surface Mounted)

Surface mounted linear lighting delivers sleek, modern illumination that enhances any space with uniform brightness. Designed for versatility, these fixtures integrate seamlessly into ceilings and walls, making them ideal for offices, retails, and contemporary interiors. Combining functionality with style, they create a clean architectural look while ensuring efficient lighting performance.



Superior UGR



High Efficiency LEDs



Multiple CCT Options



Durable Housing



IP Rated Protection



Stylus Surface | LM43

Linear surface luminaire with inset 12mm profile and glare controlled beam angle for visual balance.

| Catalogue Reference No. | Wattage | CCT | Length | LP |
|-------------------------|---------|-------|--------|------------------|
| LM43-321-XXX-57SWX | 20W | 5700K | 1200mm | Price on Request |
| LM43-451-XXX-57SWX | 30W | 5700K | 2400mm | Price on Request |

- Available in 600mm, 900mm, 1200mm, 1800mm & 2400mm length
- Also available with option of black housing, 4000K CCT and in continuous variant
- Suspension to be ordered separately




Axeon Surface | LM34

Linear lighting solution with extruded aluminium housing and high transmissivity HET diffuser with surface mounting installation.

| Catalogue Reference No. | Wattage | CCT | LP |
|-------------------------|---------|-------|------------------|
| LM34-251XXX57SMWG1 | 20W | 5700K | Price on Request |
| LM34-401XXX57SMWG1 | 30W | 5700K | Price on Request |
| LM34-501XXX57SMWG1 | 40W | 5700K | Price on Request |
| LM34-801XXX57SMWG1 | 60W | 5700K | Price on Request |

- Also available in 600mm, 1200mm, 1800mm & 2400mm length
- Also available in black housing, 4000K CCT



Profile Light | LM37

LED surface mounted cove light.

| Catalogue Reference No. | Wattage | CCT | Length | LP |
|-------------------------|---------|-------|--------|---------|
| LM37C-101-XX-57-G2 | 10W | 5700K | 600mm | ₹ 2,550 |
| LM37C-201-XX-57-G2 | 20W | 5700K | 1200mm | ₹ 4,750 |
| LM37S-101-XX-57-G2 | 10W | 5700K | 600mm | ₹ 2,550 |
| LM37S-201-XX-57-G2 | 20W | 5700K | 1200mm | ₹ 4,750 |

- Also available with option of 4000K CCT and 3000K CCT
- Product code ending with 'S' represents surface mounted and 'C' represents surface mounted corner light







ROI-ON



Curvilinears

Linear profiles are best to use when they flow with the lines in architecture. Linear lighting solution by Wipro Lighting, looks exciting with the connectivity options it offers. It does open a lot of avenues to experiment and play with light.

-  Superior UGR
-  Fully Customizable Curvilinear Solution
-  Available With and Without UGR
-  IP Rated Protection

Light that beautifully highlights the aesthetic appeal and distinctive elements of architectural structures, enhancing the ambience of a building and enriching the quality of life for those who use the space.




Aqua | LM69

Linear lighting solution for contemporary workspaces. Extruded aluminium housing with high transmissivity HET diffuser, for standalone and seamless end-to-end connectivity.

| Catalogue Reference No. | Length | LP |
|-------------------------|---------------------|------------------|
| LM69-351-XXX-30-WH | 1200mm in "S" shape | Price on Request |
| LM69-351-XXX-40-WH | 1200mm in "S" shape | Price on Request |
| LM69-351-XXX-57-WH | 1200mm in "S" shape | Price on Request |

- 'WH' represents white housing colour. For Black variant, replace WH with BL
- Suspension to be ordered separately



Suspension for Aqua | LM69

Universal suspension system with quick onsite adjustment: mounting with 2 suspensions from the ceiling.





| Catalogue Reference No. | Description | LP |
|-------------------------|--|------------------|
| LMX 771 | Suitable for installation on RCC ceiling | Price on Request |
| LMX 772 | Suitable for installation on modular grid. Armstrong prelude ceiling | Price on Request |
| LMX 773 | Suitable for installation on modular grid. Armstrong silhouette ceiling. | Price on Request |

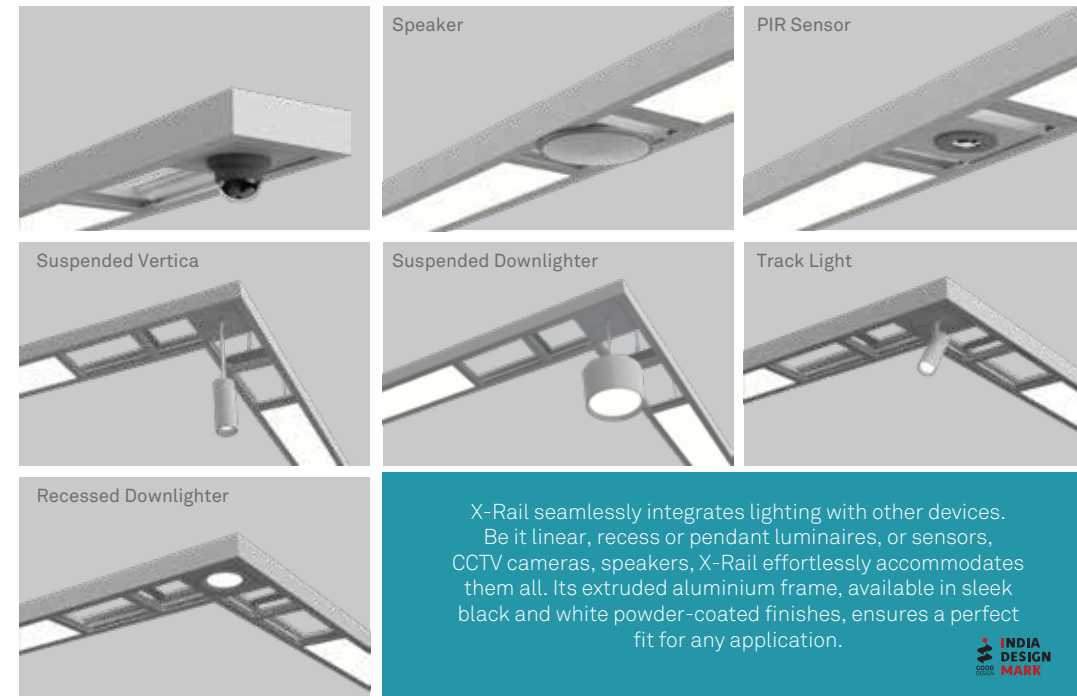
Continuous row installation: using end to end connecting clamp




X-Rail

Re-imagine open ceilings, break away from the monotony, and watch the space of your dreams come alive. X-Rail is an aesthetically designed, performance driven, modular luminaire system, providing you with freedom to integrate any luminaire, equipment, or accessory of your choice.

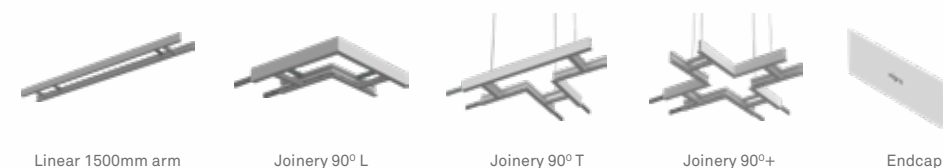
-  Extruded Aluminium Modular Sleek Design
-  Easy to Install
-  Corrosion Free
-  IP Rated Protection



X-Rail seamlessly integrates lighting with other devices. Be it linear, recess or pendant luminaires, or sensors, CCTV cameras, speakers, X-Rail effortlessly accommodates them all. Its extruded aluminium frame, available in sleek black and white powder-coated finishes, ensures a perfect fit for any application.



Multiple Rearrangements



X Rail | LM66R

| Catalogue Reference No. | Description | LP |
|-------------------------|---------------------------|----------|
| LM66R-1500-WH | Linear 1500mm arm | ₹ 15,590 |
| LM66R-450-90L-WH | L corner 90°, 450mm | ₹ 15,050 |
| LM66R-7245-90T-WH | T Joinery 90°, 720x450 | ₹ 21,050 |
| LM66R-7272-90+WH | Plus Joinery 90°, 720x720 | ₹ 21,490 |
| LM66R-LD06151MTGWH | Mollis Holder | ₹ 30,350 |
| LM66R-PM-TRAY-WH | Tray for Track | ₹ 33,650 |
| LM66R-AL-EC-WH | End Cap | ₹ 950 |
| LM66R-PM-TRAY-WH | Tray for Vertica | ₹ 1,150 |



Comfort | LW04

Extruded aluminium housing with PMMA diffuser offers personalized bidirectional up/down light for a pleasant, soothing light experience and enhanced wellbeing.

| Catalogue Reference No. | Wattage | CCT | LP |
|-------------------------|---------|-------|----------|
| LW04-411-XXX-57-XX | 31W | 5700K | ₹ 18,150 |
| LW04-411-XXX-57-WS | 31W | 5700K | ₹ 19,550 |

• Code ending with WS includes wired remote



NEW

Comfort Flip | LW06

Stand-alone edge lite linear LED bed light.

| Catalogue Reference No. | Wattage | CCT | LP |
|-------------------------|---------|-------|------------------|
| LW06-401-XXX-40-XX | 28W | 5700K | Price on Request |
| LW06-401-XXX-40-WS | 28W | 5700K | Price on Request |

• Code ending with WS includes wired remote



Downlights

Timeless essentials for every workspace, downlights are all about simplicity, comfort, and effortless functionality. Our collection blends classic design with modern performance -because true style never fades. These luminaires bring a subtle charm and soft brilliance to your environment, making it visually soothing and highly productive.



Superior UGR



Visually Comfortable



Reliable and Quality Performance



DALI Dimmable



IP Rated Protection



Halo+ | LD99

Suspended/surface mounted, unique, tapered profile product; high on aesthetics and performance. Housing with micro-texture powder coating.

| Catalogue Reference No. | Wattage | CCT | LP |
|-------------------------|---------|-------|---------|
| LD99-151-XXX57SMWH | 12W | 5700K | ₹ 4,950 |
| LD99-211-XXX57SMWH | 15W | 5700K | ₹ 5,190 |
| LD99-281-XXX57SMWH | 18W | 5700K | ₹ 5,590 |
| LD99-151-XXX57PMWH | 12W | 5700K | ₹ 5,490 |
| LD99-211-XXX57PMWH | 15W | 5700K | ₹ 5,750 |
| LD99-281-XXX57PMWH | 18W | 5700K | ₹ 6,050 |

- Also available with option of 4000K CCT
- DA stands for product with DALI driver | WH-white housing | BL-black housing



Halo NGX | LD09P

Suspended/surface mounted, unique, tapered profile product; high on aesthetics and performance. Housing with micro-texture powder coating.

| Catalogue Reference No. | Wattage | CCT | LP |
|-------------------------|---------|-------|---------|
| LD09P-171-XX-57-WH | 15W | 5700K | ₹ 6,150 |
| LD09P-221-XX-57-WH | 18W | 5700K | ₹ 6,950 |

- Also available with option of 4000K CCT
- DA stands for product with DALI driver | WH-white housing | BL-black housing



Powered by
SnapBeam
TECHNOLOGY



FOKUS+

Downlights tailored to perfection

Fokus+ is a versatile range of downlights designed for commercial spaces, seamlessly blending form with function. Whether it's core lighting or collaborative zones, Fokus+ adapts beautifully with a wide range of:

Wattages, optics, and color options

Multiple trim styles for design flexibility

Modular engineering for scalable lighting

This system is built to deliver superior beam control and precise optical performance - making it ideal for both ambient and accent lighting.



Fokus+ (Round) | LD07

Deep inset recessed COB downlight for low glare, to create the perfect ambience in the space.

| Catalogue Reference No. | Wattage | CCT | LP |
|-------------------------|---------|-------|---------|
| LD07-600-040-57-WH* | 6W | 5700K | ₹ 2,990 |
| LD07-111-040-57-WH* | 9W | 5700K | ₹ 2,990 |
| LD07-131-040-57-WH* | 12W | 5700K | ₹ 3,250 |
| LD07-161-038-57-WH** | 15W | 5700K | ₹ 4,050 |
| LD07-211-038-57-WH** | 18W | 5700K | ₹ 4,690 |
| LD07-311-026-57-WH*** | 24W | 5700K | ₹ 6,050 |
| LD07-381-026-57-WH*** | 30W | 5700K | ₹ 6,390 |

- Cutout diameter: *57mm | **78mm | ***98mm
- Acronyms: CH-chrome finish trim, WH-white colour finish trim, RG-rose gold finish trim, CU-copper finish trim, BL-black colour finish trim, GL-gold finish trim. Replace WH with respective acronyms for trims
- 026 - 26° beam angle, 038 - 38° beam angle, 040 - 40° beam angle, 060 - 60° beam angle
- 3000K & 4000K is available as a standard option



Fokus+ (Diffuser Ring) | LD07

Deep inset recessed collimator ring downlight for low glare, to create the perfect ambience in the space.

| Catalogue Reference No. | Wattage | CCT | LP |
|-------------------------|---------|-------|---------|
| LD07-181-XXX-57-XX | 18W | 5700K | ₹ 4,190 |

- Cutout diameter: 185mm
- 3000K & 4000K is available as a standard option
- Other beam angles are available on request



Fokus+ (Diffuser Ring + downlighter) | LD07

Extruded aluminium housing with PMMA diffuser offers personalized bidirectional up/down light for a pleasant, soothing light experience and enhanced wellbeing.

| Catalogue Reference No. | Wattage | CCT | LP |
|-------------------------|---------|-------|---------|
| LD07-321-026-57-WH | 24W | 5700K | ₹ 8,750 |

- Cutout diameter: 185mm
- Acronyms: BL-black finish trim, WH-white colour finish trim
- 026 - 26° beam angle 038 - 38° beam angle, 040 - 40° beam angle, 050 - 50° beam angle, 060 - 60° beam angle
- 3000K & 4000K is available as a standard option
- Other beam angles are available on request




Fokus+ (Collimator Ring) | LD07

Deep inset recessed collimator ring downlight for low glare, to create the perfect ambience in the space.

| Catalogue Reference No. | Wattage | CCT | LP |
|-------------------------|---------|-------|---------|
| LD07-221-038-57-BL | 15W | 5700K | ₹ 5,950 |

- Cutout diameter: 185mm
- Acronyms: BL-black finish trim, WH-white colour finish trim
- 026 - 26° beam angle, 038 - 38° beam angle, 040 - 40° beam angle, 050 - 50° beam angle, 060 - 60° beam angle
- 3000K & 4000K CCT is available as a standard option
- Other beam angles are available on request



Fokus+ (Square) | LD34

Deep inset recessed COB downlight for low glare, to create the perfect ambience in the space.

| Catalogue Reference No. | Wattage | CCT | LP |
|-------------------------|---------|-------|---------|
| LD34-151-XXX-57-XX | 12W | 5700K | ₹ 5,390 |
| LD34-171-XXX-57-XX | 15W | 5700K | ₹ 5,650 |
| LD34-221-XXX-57-XX | 18W | 5700K | ₹ 6,390 |
| LD34-251-XXX-57-XX | 20W | 5700K | ₹ 6,790 |

- Cutout diameter: *85mm x 85mm
- 4000K CCT is available as a standard option
- Other beam angles are available on request




Fokus+ | (Collimator Ring + downlighter)

Extruded aluminium housing with PMMA diffuser offers personalized bidirectional up/down light for a pleasant, soothing light experience and enhanced wellbeing.

| Catalogue Reference No. | Wattage | CCT | LP |
|-------------------------|---------|-------|----------|
| LD07-331-038-57CHB | 24W | 5700K | ₹ 10,590 |

- Cutout diameter: 185mm
- Acronyms: BL-black finish trim, WH-white colour finish trim.
- 026 - 26° beam angle, 038 - 38° beam angle, 040 - 40° beam angle, 050 - 50° beam angle, 060 - 60° beam angle
- 3000K & 4000K is available as a standard option. Other beam angles are available on request



Fokus Surface (Square) | LD34

Fokus technical downlight with high performance and low glare illumination. Available in a range of variations, for every purpose.

| Catalogue Reference No. | Wattage | CCT | LP |
|-------------------------|---------|-------|---------|
| LD34-151-XXX-57-SM | 12W | 5700K | ₹ 7,750 |
| LD34-171-XXX-57-SM | 15W | 5700K | ₹ 7,890 |
| LD34-221-XXX-57-SM | 18W | 5700K | ₹ 8,350 |
| LD34-251-XXX-57-SM | 20W | 5700K | ₹ 8,790 |

- 4000K CCT is available as a standard option
- Other beam angles are available on request



NEW

Mollis Pro | LD13

Deep Inset with high performance and efficiency.

| Catalogue Reference No. | Wattage | CCT | LP |
|-------------------------|---------|-------|---------|
| LD13R-670-XX-57-XX* | 6W | 5700K | ₹ 1,190 |
| LD13R-111-XX-57-XX** | 9W | 5700K | ₹ 1,290 |
| LD13R-151-XX-57-XX** | 12W | 5700K | ₹ 1,390 |
| LD13R-171-XX-57-XX*** | 15W | 5700K | ₹ 1,690 |
| LD13R-221-XX-57-XX*** | 18W | 5700K | ₹ 1,750 |
| LD13R-301-XX-57-XX**** | 24W | 5700K | ₹ 2,650 |

- Also available with option of 4000K CCT, DALI dimmable and black colour housing option
- White colour tunable option available on request
- Cutout dimensions: *Ø77mm | **Ø102mm | ***Ø127mm | ****Ø152mm
- Single body die cast housing



Mollis RF | LD06

Mollis RF with high performance and efficiency, suitable for refurbishment projects. IP40

| Catalogue Reference No. | Wattage | CCT | LP |
|-------------------------|---------|-------|---------|
| LD06-151-XXX-57-RF* | 12W | 5700K | ₹ 3,290 |
| LD06-171-XXX-57-RF* | 15W | 5700K | ₹ 3,450 |
| LD06-221-XXX-57-RF* | 18W | 5700K | ₹ 3,590 |

- Also available with option of 4000K CCT, DALI dimmable and black colour housing option. White colour tunable option available on request
- Cutout dimensions: *Ø168mm



Mollis | LD06

Mollis range with high performance and efficiency.

| Catalogue Reference No. | Wattage | CCT | LP |
|-------------------------|---------|-------|---------|
| LD06-670-XXX-57-XX* | 6W | 5700K | ₹ 1,590 |
| LD06-111-XXX-57-XX* | 9W | 5700K | ₹ 1,650 |
| LD06-151-XXX-57-XX* | 12W | 5700K | ₹ 1,890 |
| LD06-171-XXX-57-XX** | 15W | 5700K | ₹ 2,190 |
| LD06-221-XXX-57-XX** | 18W | 5700K | ₹ 2,290 |
| LD06-301-XXX-57-XX*** | 24W | 5700K | ₹ 2,790 |

- Also available in 4000K CCT, DALI dimmable, white colour tunable and black colour housing option
- Cutout dimensions: *Ø110mm | **Ø145mm | ***Ø168mm
- Single body die cast housing



Mollis Surface | LD06

Surface mounted downlight with high performance and efficiency.

| Catalogue Reference No. | Wattage | CCT | LP |
|-------------------------|---------|-------|---------|
| LD06-670XXX-57SMG1 | 6W | 5700K | ₹ 2,790 |
| LD06-111XXX-57SMG1 | 9W | 5700K | ₹ 2,990 |
| LD06-151XXX-57SMG1 | 12W | 5700K | ₹ 3,350 |
| LD06-171XXX-57SMG1 | 15W | 5700K | ₹ 3,590 |
| LD06-221XXX-57SMG1 | 18W | 5700K | ₹ 4,050 |
| LD06-301XXX-57SMG1 | 24W | 5700K | ₹ 6,250 |

- Also available with option of 4000K CCT



Mollis X | LD06X

Mollis X with high performance and efficiency, deep inset diffuser for visual comfort. IP40

| Catalogue Reference No. | Wattage | CCT | LP |
|-------------------------|---------|-------|---------|
| LD06X-670-XX-57-XX* | 6W | 5700K | ₹ 2,650 |
| LD06X-111-XX-57-XX* | 9W | 5700K | ₹ 2,690 |
| LD06X-151-XX-57-XX* | 12W | 5700K | ₹ 3,090 |
| LD06X-171-XX-57-XX** | 15W | 5700K | ₹ 3,250 |
| LD06X-221-XX-57-XX** | 18W | 5700K | ₹ 3,690 |
| LD06X-301-XX-57-XX*** | 24W | 5700K | ₹ 5,790 |

- Also available with option of 4000K CCT, DALI dimmable and black colour housing option. White colour tunable option available on request
- Cutout dimensions: *Ø115mm | **Ø150mm | ***Ø174mm





Track Light | LD54

High efficiency track light with reflector optics for optical excellence. Special track locking system to ensure proper mounting on track.

| Catalogue Reference No. | Wattage | CCT | LP |
|-------------------------|---------|-------|---------|
| LD54-251-60-57-WG2 | 20W | 5700K | ₹ 5,390 |
| LD54-351-60-57-WG2 | 30W | 5700K | ₹ 5,750 |
| LD54-501-60-57-WG2 | 40W | 5700K | ₹ 6,150 |

- Available in 24° & 36° beam angles
- Replace 57 with 30/40 for 3000K/4000K CCT in the above catalogue no.
- Also available in black housing



Swivel Projector | LD59

Recessed mounted adjustable LED COB downlighter with high efficacy. Housing made of extruded aluminium.

| Catalogue Reference No. | Wattage | CCT | LP |
|-------------------------|---------|-------|---------|
| LD59-251-24-57-WG1* | 20W | 5700K | ₹ 5,090 |
| LD59-381-24-57-WG1** | 32W | 5700K | ₹ 5,390 |

- Cutout dimensions: *Ø128mm | **Ø135mm
- Available in 24° & 36° beam angles
- In 3000K/4000K, replace 57 with 30/40 in the above catalogue no.
- Also available in black housing




Track Light | LD57

Track mounted LED COB luminaire with high efficacy. Housing made of extruded aluminium.

| Catalogue Reference No. | Wattage | CCT | LP |
|-------------------------|---------|-------|---------|
| LD57-251-60-57-WG1 | 20W | 5700K | ₹ 6,590 |
| LD57-381-60-57-WG1 | 32W | 5700K | ₹ 6,690 |
| LD57-501-60-57-WG1 | 40W | 5700K | ₹ 7,950 |

- Available in 24° & 36° beam angles
- Replace 57 with 30/40 for 3000K/4000K CCT in the above catalogue no.
- Also available in black housing



Track Light Accessories

| Catalogue Reference No. | Wattage | LP |
|-------------------------|----------------------------|---------|
| XTS5100WG2 | Single phase 1m track | ₹ 1,690 |
| XTS5200WG2 | Single phase 2m track | ₹ 3,090 |
| XTS51WG2 | Straight connector | ₹ 450 |
| SKB510G2 | 1m suspension for track G1 | ₹ 490 |
| SKB520G2 | 2m suspension for track G1 | ₹ 690 |

- WG1- stands for white colour , BG1- stands for black colour



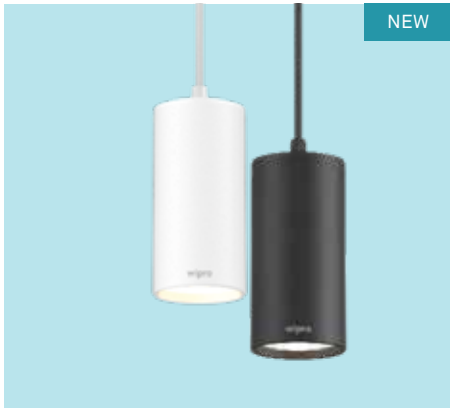


Vertica | LD30

A premium lighting solution for open ceiling offices to create lighting effects that enrich such spaces. It adds glamour to collaborative spaces in new age offices.

| Catalogue Reference No. | Wattage | CCT | Length | Dia. | LP |
|-------------------------|---------|-------|--------|------|---------|
| LD30-201-60W-40-PL | 20W | 4000K | 330mm | 74mm | ₹ 6,550 |
| LD30-301-60W-40-PL | 30W | 4000K | 330mm | 96mm | ₹ 8,050 |
| LD30-101-60W-40-PS | 10W | 4000K | 150mm | 54mm | ₹ 4,590 |
| LD30-201-60W-40-PS | 20W | 4000K | 165mm | 74mm | ₹ 5,450 |
| LD30-301-60W-40-PS | 30W | 4000K | 185mm | 96mm | ₹ 6,590 |
| LD30-101-60W-40-SS | 10W | 4000K | 150mm | 54mm | ₹ 3,750 |
| LD30-201-60W-40-SS | 20W | 4000K | 165mm | 74mm | ₹ 4,690 |
| LD30-301-60W-40-SS | 30W | 4000K | 185mm | 96mm | ₹ 5,850 |

- All variants are available in 36° beam angle. To order, replace 60 with 36 in the above catalogue no.
- Also, all variants are available in black housing. To order, replace W with B in the above catalogue no.
- PL: pendent long | PS: pendent short | SS: surface mount



Vertica NXG-Diffused | LD32P

A premium lighting solution for open ceiling offices to create lighting effects that enrich such spaces. It adds glamour to collaborative spaces in new age offices.

| Catalogue Reference No. | Wattage | CCT | Length | Dia. | LP |
|-------------------------|---------|-------|--------|------|---------|
| LD32P-111-XX-57W74 | 10W | 5700K | 150mm | 74mm | ₹ 3,850 |
| LD32P-171-XX-57W74 | 15W | 5700K | 150mm | 74mm | ₹ 4,290 |
| LD32P-221-XX-57W74 | 20W | 5700K | 150mm | 74mm | ₹ 4,990 |
| LD32P-111-XX-57W96 | 10W | 5700K | 150mm | 96mm | ₹ 4,290 |
| LD32P-171-XX-57W96 | 15W | 5700K | 150mm | 96mm | ₹ 4,990 |
| LD32P-221-XX-57W96 | 20W | 5700K | 150mm | 96mm | ₹ 5,650 |

- Also, all variants are available in black housing. To order, replace W with B in the above catalogue no.
- PL: pendent long | PS: pendent short | SS: surface mount



Gimball Round | LD56

Recessed mounted LED COB downlighter with high efficacy. Housing made of extruded aluminium.

| Catalogue Reference No. | Wattage | CCT | LP |
|-------------------------|---------|-------|---------|
| LD56-141-060-57-XX* | 10W | 5700K | ₹ 4,090 |
| LD56-251-060-57-XX** | 20W | 5700K | ₹ 4,550 |
| LD56-281-060-57-XX** | 24W | 5700K | ₹ 4,750 |
| LD56-351-060-57-XX*** | 28W | 5700K | ₹ 5,090 |
| LD56-381-060-57-XX*** | 32W | 5700K | ₹ 5,350 |
| LD56-501-060-57-XX**** | 40W | 5700K | ₹ 6,390 |

- Cutout dimensions: *Ø102mm | **Ø110mm | ***Ø132mm | ****Ø154mm
- Available in 24° & 36° beam angle
- Also available in 3000K/4000K. To order, replace 57 with 30/40 in the above catalogue no.



Gimball Square | LD58

Recessed mounted square LED COB downlighter with high efficacy. Housing made of extruded aluminium.

| Catalogue Reference No. | Wattage | CCT | LP |
|-------------------------|---------|-------|---------|
| LD58-251-24-57-WG1 | 20W | 5700K | ₹ 5,250 |
| LD58-251-36-57-WG1 | 20W | 5700K | ₹ 5,250 |
| LD58-251-60-57-WG1 | 20W | 5700K | ₹ 5,250 |

- Cutout dimensions: 120mm x 120mm
- Available in 24° & 36° beam angle
- Also available in 3000K/4000K. To order, replace 57 with 30/40 in the above catalogue no.
- Also available in black housing



Gimball Square Twin | LD58

Recessed mounted square LED COB downlighter with high efficacy. Housing made of extruded aluminium.

| Catalogue Reference No. | Wattage | CCT | LP |
|-------------------------|---------|-------|---------|
| LD58-521-24-57-WG1 | 2x20W | 5700K | ₹ 7,990 |
| LD58-521-36-57-WG1 | 2x20W | 5700K | ₹ 7,990 |
| LD58-521-60-57-WG1 | 2x20W | 5700K | ₹ 7,990 |

- Cutout dimensions: 120mm x 120mm
- Available in 24° & 36° beam angle
- Also available in 3000K/4000K. To order, replace 57 with 30/40 in the above catalogue no.
- Also available in black housing



Suspend in style

Luminaires that transform spaces with bold design and flawless light. The Inform range offers seamless dimming and a rich variety of textures and finishes—perfect for creating moods as dynamic as your vision.



Seamless Dimming Control



Design-Driven Forms & Finishes



Uniform Luminance



Architectural Harmony



IP Rated Protection





Orbit Slim | LM230

Introducing the unique element of a circle for collaborative and informal spaces, to create an enigma of beauty.

Down

| Catalogue Reference No. | Wattage | CCT | Diameter | LP |
|-------------------------|---------|-------|----------|----------|
| LM230-311-XX-40WG2 | 20W | 5700K | 400mm | ₹ 15,590 |
| LM230-471-XX-40WG2 | 30W | 5700K | 600mm | ₹ 24,950 |
| LM230-621-XX-40WG2 | 40W | 5700K | 800mm | ₹ 36,950 |
| LM230-781-XX-40WG2 | 50W | 5700K | 1000mm | ₹ 46,290 |

Up/Down

| Catalogue Reference No. | Wattage | CCT | Diameter | LP |
|-------------------------|---------|-------|----------|------------------|
| LM230-341-XX-40WG2 | 20W | 5700K | 400mm | Price on Request |
| LM230-511-XX-40WG2 | 30W | 5700K | 600mm | Price on Request |
| LM230-681-XX-40WG2 | 40W | 5700K | 800mm | Price on Request |
| LM230-851-XX-40WG2 | 50W | 5700K | 1000mm | Price on Request |

- Also available with option of 4000K CCT, DALI dimmable and black colour housing option



Orbit Ring | LM230R

Introducing the unique element of a circle for collaborative and informal spaces, to create an enigma of beauty.

Down

| Catalogue Reference No. | Wattage | CCT | Diameter | LP |
|-------------------------|---------|-------|----------|----------|
| LM230R421-XX-40WG2 | 30W | 5700K | 600mm | ₹ 28,250 |
| LM230R571-XX-40WG2 | 40W | 5700K | 800mm | ₹ 39,390 |
| LM230R711-XX-40WG2 | 50W | 5700K | 1000mm | ₹ 48,950 |
| LM230R851-XX-40WG2 | 60W | 5700K | 1200mm | ₹ 54,550 |
| LM230R102-XX-40WG2 | 70W | 5700K | 1500mm | ₹ 67,950 |

Up/Down

| Catalogue Reference No. | Wattage | CCT | Diameter | LP |
|-------------------------|---------|-------|----------|----------|
| LM230R481-XX-40WG2 | 30W | 5700K | 600mm | ₹ 44,350 |
| LM230R631-XX-40WG2 | 40W | 5700K | 800mm | ₹ 51,050 |
| LM230R781-XX-40WG2 | 50W | 5700K | 1000mm | ₹ 74,950 |
| LM230R941-XX-40WG2 | 60W | 5700K | 1200mm | ₹ 82,190 |
| LM230R112-XX-40WG2 | 70W | 5700K | 1500mm | ₹ 99,590 |

- Also available with option of 4000K CCT, DALI dimmable and black colour housing option



NEW

Trio Slim | LM23T

Introducing the unique element of a triangle for collaborative and informal spaces, to create an enigma of beauty.


Down

| Catalogue Reference No. | Wattage | CCT | Diameter | LP |
|-------------------------|---------|-------|----------|----------|
| LM23T-471-XX-40WG2 | 30W | 5700K | 600mm | ₹ 27,250 |
| LM23T-621-XX-40WG2 | 40W | 5700K | 800mm | ₹ 43,190 |

Up/Down

| Catalogue Reference No. | Wattage | CCT | Diameter | LP |
|-------------------------|---------|-------|----------|----------|
| LM23T-511-XX-40WG2 | 30W | 5700K | 600mm | ₹ 36,390 |
| LM23T-681-XX-40WG2 | 40W | 5700K | 800mm | ₹ 57,990 |

• Also available with option of 4000K CCT, UGR diffuser, DALI dimmable and black colour housing option



Hexa Ring | LM23HR

Bring in an element of innovation and design with hexagonal rings of light in your space.

Down

| Catalogue Reference No. | Wattage | CCT | Diameter | LP |
|-------------------------|---------|-------|----------|----------|
| LM23HR421-XX-40WG2 | 30W | 5700K | 600mm | ₹ 29,290 |
| LM23HR571-XX-40WG2 | 40W | 5700K | 800mm | ₹ 37,190 |

Up/Down

| Catalogue Reference No. | Wattage | CCT | Diameter | LP |
|-------------------------|---------|-------|----------|----------|
| LM23HR481-XX-40WG2 | 30W | 5700K | 600mm | ₹ 45,450 |
| LM23HR631-XX-40WG2 | 40W | 5700K | 800mm | ₹ 59,890 |

• Also available with option of 4000K CCT, DALI dimmable and black colour housing option



NEW

Trio Ring | LM23TR

Introducing the unique element of a triangle for collaborative and informal spaces, to create an enigma of beauty.

Down

| Catalogue Reference No. | Wattage | CCT | Diameter | LP |
|-------------------------|---------|-------|----------|----------|
| LM23TR-471-XX-40WG2 | 30W | 5700K | 600mm | ₹ 25,690 |
| LM23TR-621-XX-40WG2 | 40W | 5700K | 800mm | ₹ 35,790 |

Up/Down

| Catalogue Reference No. | Wattage | CCT | Diameter | LP |
|-------------------------|---------|-------|----------|----------|
| LM23TR481-XX-40WG2 | 30W | 5700K | 600mm | ₹ 41,490 |
| LM23TR631-XX-40WG2 | 40W | 5700K | 800mm | ₹ 55,850 |

• Also available with option of 4000K CCT, UGR diffuser, DALI dimmable and black colour housing option



Retro | LM55

A unique, dome shaped suspended luminaire range, to add innovative shapes and forms to collaborative spaces.

| Catalogue Reference No. | Wattage | CCT | Diameter | LP |
|-------------------------|---------|-------|----------|----------|
| LM55-301-XXX-40-WH | 30W | 4000K | 450mm | ₹ 33,990 |
| LM55-301-XXX-40-BL | 30W | 4000K | 450mm | ₹ 33,990 |
| LM55-301-XXX-40-OR | 30W | 4000K | 450mm | ₹ 33,990 |
| LM55-301-XXX-40-PR | 30W | 4000K | 450mm | ₹ 33,990 |
| LM55-301-XXX-40-CY | 30W | 4000K | 450mm | ₹ 33,990 |

• BL-black housing | WH-white housing | OR-orange housing | PR-purple housing | CY-cyan housing



Hexa | LM23H

Introducing the unique element of a hexagon for collaborative and informal spaces, to create an enigma of beauty.

Down

| Catalogue Reference No. | Wattage | CCT | Diameter | LP |
|-------------------------|---------|-------|----------|----------|
| LM23H-471-XX-40WG2 | 30W | 5700K | 600mm | ₹ 28,090 |
| LM23H-621-XX-40WG2 | 40W | 5700K | 800mm | ₹ 43,890 |

Up/Down

| Catalogue Reference No. | Wattage | CCT | Diameter | LP |
|-------------------------|---------|-------|----------|----------|
| LM23H-511-XX-40WG2 | 30W | 5700K | 600mm | ₹ 36,190 |
| LM23H-681-XX-40WG2 | 40W | 5700K | 800mm | ₹ 57,990 |

• Also available with option of 4000K CCT and black colour housing



Coral | LM56

A unique, dome shaped suspended luminaire range, to add innovative shapes and forms to collaborative spaces.

| Catalogue Reference No. | Wattage | CCT | Diameter | LP |
|-------------------------|---------|-------|----------|----------|
| LM56-301-XXX-40-WH | 30W | 4000K | 300mm | ₹ 19,450 |
| LM56-301-XXX-40-BL | 30W | 4000K | 300mm | ₹ 19,450 |
| LM56-301-XXX-40-YL | 30W | 4000K | 300mm | ₹ 19,450 |
| LM56-301-XXX-40-PR | 30W | 4000K | 300mm | ₹ 19,450 |
| LM56-301-XXX-40-CY | 30W | 4000K | 300mm | ₹ 19,450 |

• BL-black housing | WH-white housing | YE-yellow housing | PR-purple housing | CY-cyan housing



Ozone | LM57

A unique, dome shaped suspended luminaire range, to add innovative shapes and forms to collaborative spaces.

| Catalogue Reference No. | Wattage | CCT | Diameter | LP |
|-------------------------|---------|-------|----------|----------|
| LM57-301-XXX-40-BL | 30W | 4000K | 450mm | ₹ 25,090 |
| LM57-301-XXX-40-WH | 30W | 4000K | 450mm | ₹ 25,090 |
| LM57-301-XXX-40-RD | 30W | 4000K | 450mm | ₹ 25,090 |

• WH-white housing | BL-black housing | RD-red housing



Sphere | LM84

The elegantly designed, suspended luminaire range, with easy to install light source (E27 lamp holder), has uncompromising and unparalleled design ethos.

| Catalogue Reference No. | Light Source | CCT | Diameter | LP |
|-------------------------|--------------|-----|----------|---------|
| LM84-D300-CRWH | LED Lamp | NA | 300mm | ₹ 8,050 |

• Lamp of E27 base is to be ordered separately




Semisphere | LM85

The elegantly designed, suspended luminaire range, with easy to install light source (E27 lamp holder), has uncompromising and unparalleled design ethos.

| Catalogue Reference No. | Light Source | CCT | Diameter | LP |
|-------------------------|--------------|-----|----------|---------|
| LM85-D300-WHST | LED Lamp | NA | 300mm | ₹ 6,990 |

• Lamp of E27 base is to be ordered separately





Dome | LM86

The elegantly designed, suspended luminaire range, with easy to install light source (E27 lamp holder), has uncompromising and unparalleled design ethos.

| Catalogue Reference No. | Light Source | CCT | Diameter | LP |
|-------------------------|--------------|-----|----------|---------|
| LM86-D400-BLGD | LED Lamp | NA | 400mm | ₹ 8,350 |

• Lamp of E27 base is to be ordered separately



Teardrop Neo | LM87

The elegantly designed, suspended luminaire range, with easy to install light source (E27 lamp holder), has uncompromising and unparalleled design ethos.

| Catalogue Reference No. | Light Source | CCT | Diameter | LP |
|-------------------------|--------------|-----|----------|---------|
| LM87-D320-BLGD | LED Lamp | NA | 320mm | ₹ 7,490 |

• Lamp of E27 base is to be ordered separately



Hexadome Neo | LM88

The elegantly designed, suspended luminaire range, with easy to install light source (E27 lamp holder), has uncompromising and unparalleled design ethos.

| Catalogue Reference No. | Light Source | CCT | Diameter | LP |
|-------------------------|--------------|-----|----------|----------|
| LM88-D570-BLGD | LED Lamp | NA | 570mm | ₹ 14,590 |

• Lamp of E27 base is to be ordered separately

METAL

FABRIC

WIRE

CANE

GLASS

*inForm*TM

DYDO

Do Your Own Design



Silent spaces

We don't just light rooms—we craft sanctuaries where wellness and beauty collide in perfect harmony. Our acoustic lighting solutions transform noise into calm, chaos into clarity, creating immersive environments that awaken the senses and elevate the soul.



Integrated Acoustic Comfort



Wellness-Focused Design



Zero Sound Distractions



IP Rated Protection





Mute 600

Mute 600 is a suspended LED acoustic luminaire, creating excellent soft and low glare light.

| Catalogue Reference No. | Wattage | CCT | Diameter | LP |
|-------------------------|---------|-------|----------|------------------|
| LM71-341M6P5P7-40W | 26W | 5700K | 600mm | Price on Request |

- Also available with option of 4000K CCT
- P7 stands for grey color and P5 stands for brown color. Replace with relevant code for different color options. P1 - dark red, P3 - blue, P8 - green




Mute 800

Mute 800 is a suspended LED acoustic luminaire, creating excellent soft and low glare light.

| Catalogue Reference No. | Wattage | CCT | Diameter | LP |
|-------------------------|---------|-------|----------|------------------|
| LM230481M8P5P5-40W | 30W | 5700K | 800mm | Price on Request |

- Also available with option of 4000K CCT
- P7 stands for grey color and P5 stands for brown color. Replace with relevant code for different color options. P1 - dark red, P3 - blue, P8 - green



Mute Orbit

Orbit 600 creating excellent soft and low glare light with excellent add on benefit of sound absorption.

| Catalogue Reference No. | Wattage | CCT | Diameter | LP |
|-------------------------|---------|-------|----------|------------------|
| LM230-671COGR-40XW | 25W | 4000K | 620mm | Price on Request |
| LM230-671COGR40ANW | 25W | 4000K | 620mm | Price on Request |
| LM230-671COGR40DAW | 25W | 4000K | 620mm | Price on Request |
| LM230-671COGR-57XW | 25W | 5700K | 620mm | Price on Request |
| LM230-671COGR57ANW | 25W | 5700K | 620mm | Price on Request |
| LM230-671COGR57DAW | 25W | 5700K | 620mm | Price on Request |

- GR represents grey color. Replace GR with relevant code for different color options. RD - red, DR - dark red, BR - chocolate brown, BL - blue, GN - green



NEW

Mute Trine

Mute Trine – down & up-down is a suspended LED acoustic luminaire, creating excellent soft and low glare light. It gives uniform optics, volumetric light along with good luminaire efficacy with excellent add on benefit of sound absorption.

Trine | Down

| Catalogue Reference No. | Wattage | CCT | Diameter | LP |
|-------------------------|---------|-------|----------|------------------|
| LM72T-481MBLG40UDN | 20W | 5700K | 700mm | Price on Request |

Trine | Up-Down

| Catalogue Reference No. | Wattage | CCT | Diameter | LP |
|-------------------------|---------|-------|----------|------------------|
| LM72T481MBLG40UGUD | 32W | 5700K | 700mm | Price on Request |

- Also available with option of 4000K CCT
- GR represents grey color. Replace GR with relevant code for different color options. RD – red, DR – dark red, BR – chocolate brown, BL – blue, GN – green



NEW

Mute Hexa Slim (without light)

Mute Hexa Slim is a dummy acoustic island ideal for collaborative workspaces because they help keep noise levels down especially in the open concept offices.

| Catalogue Reference No. | Wattage | Diameter | LP |
|-------------------------|--------------|----------|------------------|
| LM23H-600-DUM-ACGR | Dummy Island | 600mm | Price on Request |
| LM23H-800-DUM-ACGR | Dummy Island | 800mm | Price on Request |

- GR represents grey color. Replace GR with relevant code for different color options. RD – red, DR – dark red, BR – chocolate brown, BL – blue, GN – green



NEW

Mute Amuse

Mute Amuse is a luminaire with acoustic fabric ideal for collaborative workspaces because they help keep noise levels down especially in the open concept offices.

| Catalogue Reference No. | Wattage | CCT | Diameter | LP |
|-------------------------|---------|-------|----------|------------------|
| LM72MUA-1170-40-BR | 30W | 5700K | 1170mm | Price on Request |

- Also available with option of 4000K CCT
- BR represents chocolate brown color. Replace BR with relevant code for different color options. RD – red, DR – dark red, GR – grey, BL – blue, GN – green



NEW

Mute Triangle Slim (without light)

Mute Triangle Slim is a dummy acoustic island ideal for collaborative workspaces because they help keep noise levels down especially in the open concept offices.

| Catalogue Reference No. | Wattage | Diameter | LP |
|-------------------------|--------------|----------|------------------|
| LM23T-600-DUM-ACGR | Dummy Island | 600mm | Price on Request |
| LM23T-800-DUM-ACGR | Dummy Island | 800mm | Price on Request |

- Available in multiple colour options
- Replace with relevant code for different color options RD – red, DR – darkred, BR – chocolate brown, BL – blue, GN – green



NEW

Orbit Slim (without light)

Mute Orbit is a dummy acoustic island ideal for collaborative workspaces because they help keep noise levels down especially in the open concept offices.

| Catalogue Reference No. | Wattage | Diameter | LP |
|-------------------------|--------------|----------|------------------|
| LM230-400-DUM-ACRD | Dummy Island | 400mm | Price on Request |
| LM230-600-DUM-ACRD | Dummy Island | 600mm | Price on Request |
| LM230-800-DUM-ACRD | Dummy Island | 800mm | Price on Request |
| LM230-1000DUM-ACRD | Dummy Island | 1000mm | Price on Request |

- Available in multiple colour options
- Replace with relevant code for different color options. RD – red, DR – dark red, BR – chocolate brown, BL – blue, GN – green






NEW

Mute Tessel (without light)

Mute Tessel is a dummy acoustic island ideal for collaborative workspaces because they help keep noise levels down especially in the open concept offices.

| Catalogue Reference No. | Wattage | LP |
|-------------------------|--------------|------------------|
| LM04-AT401DUM-ACG | Dummy Island | Price on Request |
| LM04-AT401DUM-ACGR | Dummy Island | Price on Request |
| LM04-AT401DUM-ACBR | Dummy Island | Price on Request |
| LM04-AT401DUM-ACDR | Dummy Island | Price on Request |

- Available in multiple colour options
- Replace with relevant code for different color options.
RD – red, DR – dark red, BR – chocolate brown, BL – blue, GN – green



NEW

Mute Tessel 120°

Smart lighting meets sound control, creating focused and quieter open offices.

| Catalogue Reference No. | Wattage | CCT | LP |
|-------------------------|---------|-------|------------------|
| LM04-AT402-40-ACGR | 30W | 4000K | Price on Request |

- Also available with option of 4000K CCT
- 40 Represents 4000K. Replace 40 to 57 for 5700K CCT
- Available in multiple colour options. Replace with relevant code for different color options.
RD – red, DR – dark red, BR – chocolate brown, BL – blue, GN – green.



NEW

Mute Tessel

Mute Tessel is an integrated linear + acoustic luminaire ideal for modern workspaces because they help keep noise levels down especially in the open concept offices.

| Catalogue Reference No. | Wattage | CCT | LP |
|-------------------------|---------|-------|------------------|
| LM04-AT401-40-ACRD | 30W | 5700K | Price on Request |

- Also available with option of 4000K CCT
- 40 Represents 4000K. Replace 40 to 57 for 5700K CCT
- Available in multiple colour options. Replace with relevant code for different color options. RD – red, DR – dark red, BR – chocolate brown, BL – blue, GN – green



NEW


Mute Tessel 120° (without light)

Mute Tessel 120° is a dummy acoustic island ideal for collaborative workspaces because they help keep noise levels down especially in the open concept offices.

| Catalogue Reference No. | Wattage | LP |
|-------------------------|--------------|------------------|
| LM04-AT402DUM-ACGR | Dummy Island | Price on Request |
| LM04-AT402DUM-ACBR | Dummy Island | Price on Request |
| LM04-AT402DUM-ACDR | Dummy Island | Price on Request |
| LM04-AT402DUM-ACRD | Dummy Island | Price on Request |

- Available in multiple colour options. Replace with relevant code for different color options. RD – red, DR – dark red, BR – chocolate brown, BL – blue, GN – green





NEW

Mute Floral (without light)

Mute Floral is a dummy acoustic island ideal for collaborative workspaces because they help keep noise levels down especially in the open concept offices.

| Catalogue Reference No. | Wattage | Diameter | LP |
|-------------------------|--------------|----------|------------------|
| LM49FL-141-ACGR | Dummy Island | 600mm | Price on Request |
| LM49-141-XXX-40-PW | Dummy Island | 600mm | Price on Request |
| LM49FL-142-ACGR | Dummy Island | 900mm | Price on Request |
| LM49-141-XXX-40-PW | Dummy Island | 900mm | Price on Request |

- Available in multiple colour options. Replace with relevant code for different color options. RD – red, DR – dark red, BR – chocolate brown, BL – blue, GN – green
- Replace PW to PB for black canopy




NEW

Mute Disc with Orbit

Mute Disc is a horizontal + vertical dummy acoustic island ideal for collaborative workspaces because they help keep noise levels down especially in the open concept offices.

| Catalogue Reference No. | Wattage | CCT | Diameter | LP |
|-------------------------|---------|-------|----------|------------------|
| LM230-AD311-57ACGR | 20W | 5700K | 600mm | Price on Request |
| LM230-AD471-57ACGR | 30W | 5700K | 600mm | Price on Request |
| LM230-AD621-57ACGR | 40W | 5700K | 800mm | Price on Request |
| LM230-AD781-57ACGR | 50W | 5700K | 1000mm | Price on Request |

- 40 Represents 4000K. Replace 40 to 57 for 5700K CCT
- Available in multiple colour options. Replace with relevant code for different color options. RD – red, DR – dark red, BR – chocolate brown, BL – blue, GN – green.




NEW

Mute Floral

Mute Floral is a dummy acoustic island ideal for collaborative workspaces because they help keep noise levels down especially in the open concept offices.

| Catalogue Reference No. | Wattage | CCT | Diameter | LP |
|-------------------------|---------|-------|----------|------------------|
| LM49FL-141-40-ACGR | 12W | 4000K | 600mm | Price on Request |
| LM49FL-142-40-ACGR | 12W | 4000K | 900mm | Price on Request |

- 40 Represents 4000K CCT. Replace 40 to 57 for 5700K CCT
- Replace PW to PB for black canopy




NEW

Mute Disc (without light)

Mute Disc is a horizontal + vertical dummy acoustic island ideal for collaborative workspaces because they help keep noise levels down especially in the open concept offices.

| Catalogue Reference No. | Wattage | Diameter | LP |
|-------------------------|--------------|----------|------------------|
| LM230-400DIS-DUM-AGRGR | Dummy Island | 400mm | Price on Request |
| LM230-600DIS-DUM-AGRGR | Dummy Island | 600mm | Price on Request |
| LM230-800DIS-DUM-AGRGR | Dummy Island | 800mm | Price on Request |
| LM230-1000DIS-DUM-AGRGR | Dummy Island | 1000mm | Price on Request |

- Available in multiple colour options. Replace with relevant code for different color options. RD – red, DR – dark red, BR – chocolate brown, BL – blue, GN – green



NEW



Donut (without light)

Mute Donut is a dummy acoustic island ideal for collaborative workspaces because they help keep noise levels down especially in the open concept offices.

| Catalogue Reference No. | Wattage | LP |
|-------------------------|--------------|------------------|
| LM23D0321-DUM-ACGR | Dummy Island | Price on Request |

- Available in multiple colour options. Replace with relevant code for different color options. RD – red, DR – dark red, BR – chocolate brown, BL – blue, GN – green

NEW



Donut (cove light)

Donut is a novel combination of focus and mood lighting, pairs a recessed LED downlight with an accent cove light.

| Catalogue Reference No. | Wattage | CCT | LP |
|-------------------------|---------|-------|------------------|
| LM23D0-321-27-ACGR | 30W | 2700K | Price on Request |

- Available in multiple colour options. Replace with relevant code for different color options. RD – red, DR – dark red, BR – chocolate brown, BL – blue, GN – green

NEW



Donut (down light + cove light)

Donut is a novel combination of focus and mood lighting, pairs a recessed LED downlight with an accent cove light.

| Catalogue Reference No. | Wattage | CCT | LP |
|-------------------------|---------|-------|------------------|
| LM23D0801-2740ACGR | 60W | 2700K | Price on Request |
| LM23D0801-2740ACRD | 60W | 2700K | Price on Request |
| LM23D0801-2740ACDR | 60W | 2700K | Price on Request |
| LM23D0801-2740ACBR | 60W | 2700K | Price on Request |
| LM23D0801-2740ACBL | 60W | 2700K | Price on Request |
| LM23D0141-2740ACG | 60W | 2700K | Price on Request |

- Available in multiple colour options. Replace with relevant code for different color options. RD – red, DR – dark red, BR – chocolate brown, BL – blue, GN – green



IOLTM

Smart & Connected

Wipro's Internet of Lighting (IoLTM) brings all smart lighting automation solutions on a single platform of IoLTM. By combining intelligent controls and IoT, it makes lighting solution more smart, efficient, and seamlessly connected, delivering innovative, human-centric, and future-ready experiences for human spaces.

100K+

Connected points on
IoL Smart & Connected Solution

Our Smart Technologies across all verticals

Saved

35K+

 tonnes CO₂

Equivalent to

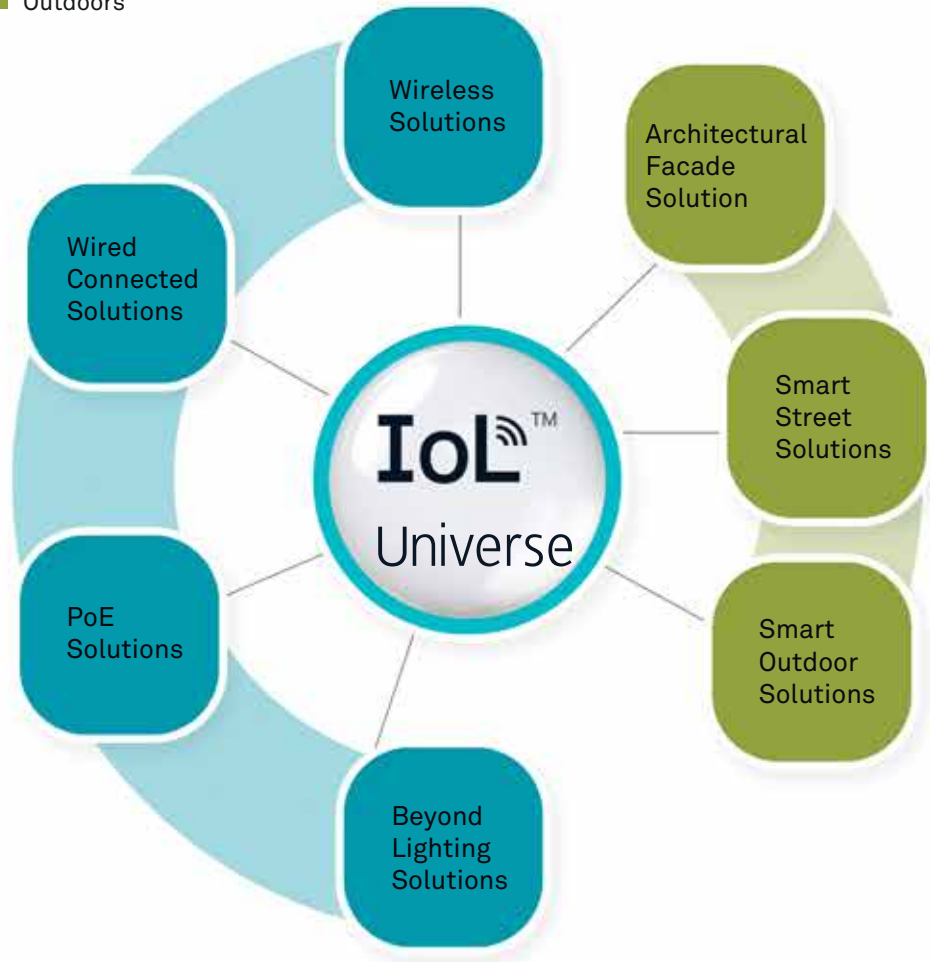
16+

 lakhs trees planted

Smart ■ Efficient ■ Connected

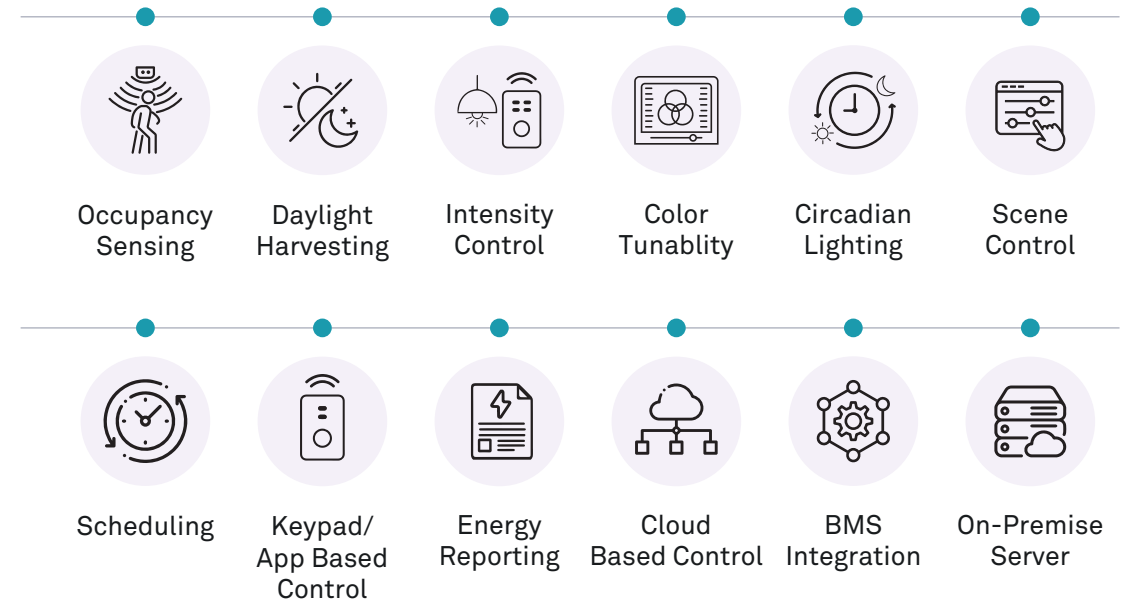
One platform... Diverse technologies

Indoors
Outdoors

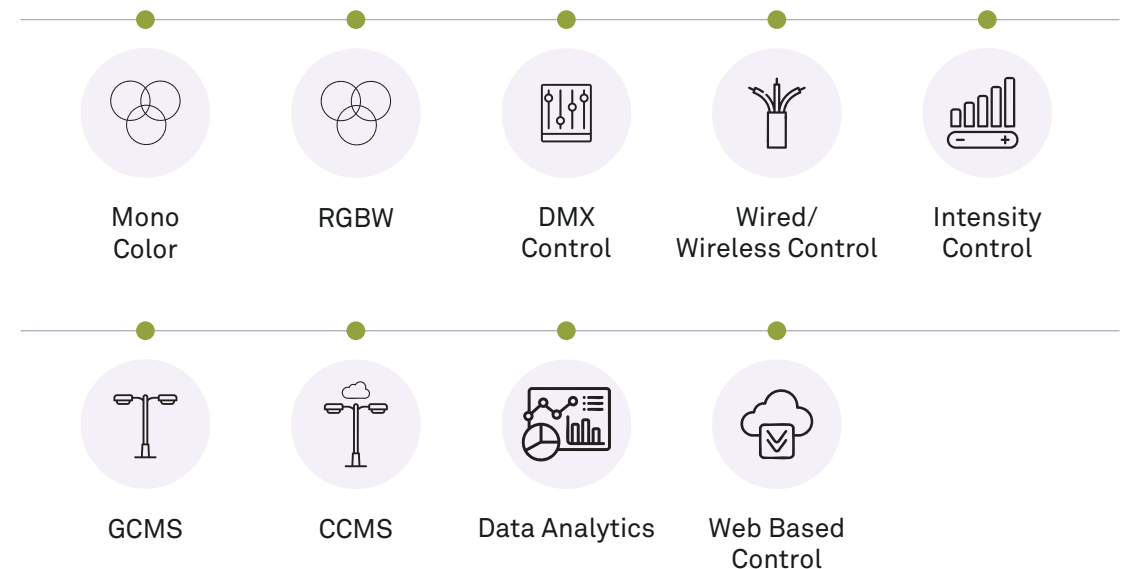


Under the **IoL™ platform Wipro** offers various smart lighting solutions with the integration of smart technologies. These solutions are as dictated by the Green Building Standards.

Indoor Features



Outdoor Features



*Note: Given features may change as per Automation Solutions.

iSense

Intelligent Wireless IoT System

Smart | Scalable | Sustainable

Hassle-free wiring and effortless user experience—that's the promise of iSense, a flagship solution under Wipro's Internet of Lighting (IoL) platform. iSense is an IoT-enabled lighting automation system designed for modern workspaces, industries, and commercial environments.

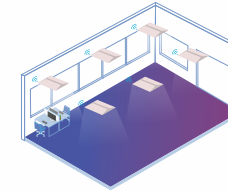
With wireless integration, intelligent sensors, controllers, gateways, and intuitive software, it offers seamless control and maximum efficiency. Built on the principles of being smart, scalable, and sustainable, iSense delivers a **future-ready lighting experience** that **enhances productivity, comfort, and energy savings—without the hassle.**

Lighting with smart functionality

1

No Wiring Hassles

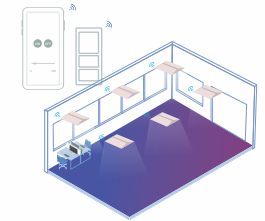
Wireless IoT technology means easy installation and expansion without the need for complex rewiring



2

Hassle-Free Control

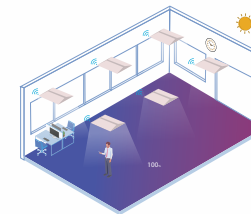
Effortlessly control lighting with wireless dimming and manual control options



3

Automated Lighting

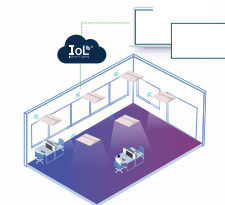
Smart features like daylight harvesting and occupancy sensing for optimized lighting



4

Data Analysis

Gain insights on energy usage, energy reporting & monitoring



5

Scalability

Smart lighting with BMS integration for seamless control



6

Illumination on Demand

IoT-enabled solutions ensure optimal performance with minimal resource and energy consumption



Experience the **iSense** difference



Application Areas



Office & Commercial Spaces



Warehouse & Industries



Healthcare



Educational Institutions



Transport Infrastructure



Retail Spaces



Lighting that **Adapts.** **Optimizes.** **Empowers.**



NEW

iSense DALI Controller: Mini

DALI fixture controller support up to 1 to 4 DALI drivers enables seamless dimming and precise color tuning.

Catalogue Reference No.

WCS-IS-DA4

LP

Price on Request



DALI dimming



Color tuning



Automated scheduling



NEW

iSense Analog & Relay Controller: Maxx

AC powered 0-10V fixture controller with inbuilt 16A relay.

Catalogue Reference No.

WCS-IS-RLY16A

LP

Price on Request

0V - 10V
Analog dimming



Load control



Automated scheduling



NEW

iSense DALI Controller: Maxx

DALI controller support up to 32 DALI drivers enables seamless dimming and precise color tuning.

Catalogue Reference No.

WCS-IS-DA32

LP

Price on Request



DALI dimming



Color tuning



Automated scheduling



NEW

iSense Trailing Edge Dimmer

Trailing Edge Dimmer up to 250W. LED trail drivers, incadacent and halogen bulbs.

Catalogue Reference No.

WCS-IS-TED250

LP

Price on Request



Dimmer



NEW

iSense Analog & Relay Controller: Mini

AC powered 0-10V fixture controller with inbuilt 1.0A relay.

Catalogue Reference No.

WCS-IS-RLY1A

LP

Price on Request

WL-RELAY-1CK-981L (Power Relay)

Price on Request


0V - 10V
Analog dimming



Load control



Automated scheduling



NEW

iSense Occupancy-Daylight PIR DC Sensor: Mini

DC powered fixture mount/recessed type motion and light sensor work up to 3.0m height & covers up to diameter 8.0m.

Catalogue Reference No.

WCS-IS-SNFM

LP

Price on Request

Occupancy

Vacancy

Daylighting

Fixture mount application

Recessed option



NEW

iSense Occupancy-Daylight PIR Sensor: Mid

230VAC powered suspended/recessed type motion and light sensor works up to 4.0m height & covers diameter up to 14.0m.

Catalogue Reference No.

LP

WCS-IS-SNPAL

Price on Request



NEW

iSense Air: Air Quality Sensor

iSense Air Monitoring Sensor for AQI, Co2, temp. humidity and PM levels.

Catalogue Reference No.

LP

WCS-IS-IAQ

Price on Request



NEW

iSense Occupancy-Daylight PIR Sensor: Maxx

230VAC powered surface type motion and light sensor works up to 14.0m height & covers diameter up to 28.0m.

Catalogue Reference No.

LP

WCS-IS-SNPAH

Price on Request



NEW

iSense Smart Curtain Roller Blind

AC powered smart curtain motor that can control roller blind curtains.

Catalogue Reference No.

LP

WCS-IS-CC45

Price on Request

- AC powered smart curtain motor that can control roller blind curtains (only vertical motion)
- Curtain motor control: open, close, stop, and adjust to a specific position
- Can handle curtain length upto 2.0m and curtain weight up to 50kg

* Curtains are not part of product



NEW

iSense Occupancy-Daylight Microwave Sensor


230VAC powered surface type microwave motion and light sensor works up to 10.0m height & covers diameter up to 16.0m.

Catalogue Reference No.

LP

WCS-IS-SNMAH

Price on Request



NEW

iSense 5 Button Keypad

Wireless battery-powered switch that controls features ON/OFF, intensity, & CCT.

Catalogue Reference No.

LP

WCS-IS-5BTN

Price on Request





NEW

iSense 8 Button Keypad

AC powered BLE enabled wired 8 button switch for scene control.


Catalogue Reference No.

LP

WCS-IS-8BTN

Price on Request

- On/Off
- Dimming
- CCT control
- Multi scene control



NEW

Softwares : Wipro IoL App

Wipro IoL application is comprehensive application for commissioning, configuration, control and automation function.

Catalogue Reference No.

LP

Wipro IoL

Free

- Available on iOS and Android platforms



NEW

iSense Gateway with AV, Ethernet & RTC

Seamlessly connects an AV system to Wipro iSense system via RS232 serial communication. Having RTC for scheduling.

Catalogue Reference No.

LP

WCS-IS-GWAV

Price on Request

- Remote device operation
- Sends the sensor and device data to cloud
- Astronomical clock for sunset/sunrise schedule
- Real time clock for uninterrupted scheduling



NEW

iSense Edge BMS Gateway

BMS Edge device gateway controller intermediate medium for BMS connectivity (BACnet over IP protocol).

Catalogue Reference No.

LP

WCS-IS-BMSG

Price on Request

- BMS connectivity
- BACnet over IP protocol

iSense Mobile App

Optimized supervision, enhanced illumination



Commission

Scale with ease, commission devices instantly



Configuration

Configure multiple devices, fast and hassle-free



Control

Manage devices or groups with seamless convenience



Automation

Automate with precision—sensor-based scheduling for ultimate efficiency



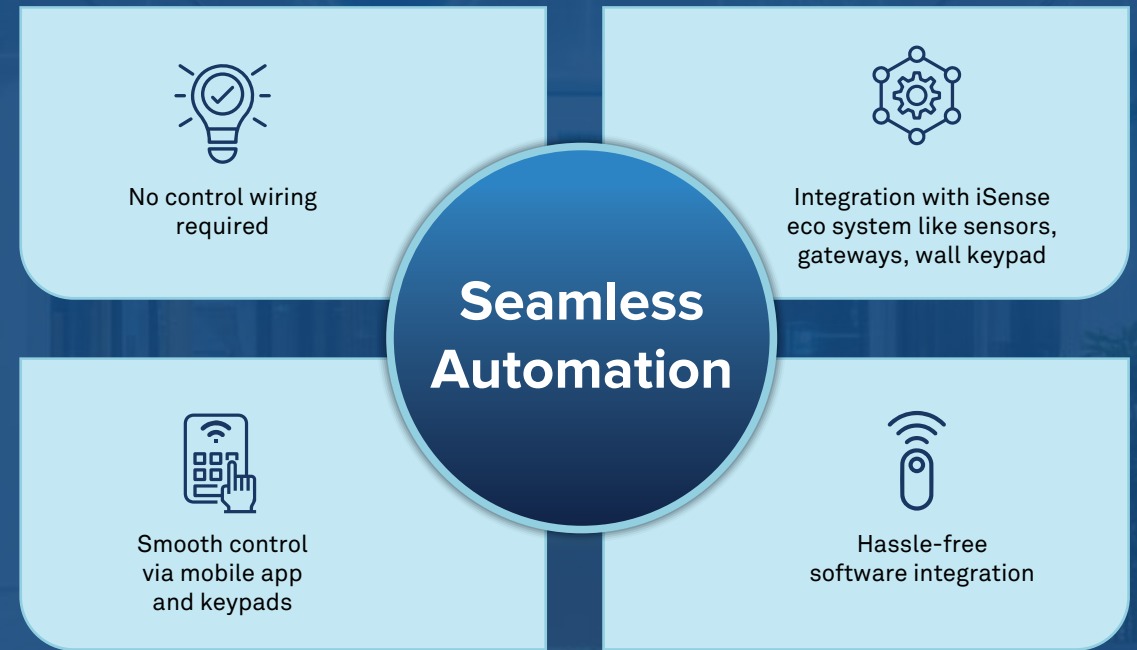
Scan the QR code to download the App

iSense IoLTM Ready

A Truly Wireless Solution

No wires. No hassles.
Just pure innovation.

IoL Ready redefines smart lighting with a zero-wiring, instant-setup experience. Advanced BLE wireless technology puts seamless control at your fingertips, making every space effortlessly intelligent.





Office spaces reimaged

Smarter lighting, simpler control.

IoL Ready delivers automated lighting control for modern offices. With seamless iSense integration, it eliminates extra wiring, simplifies installation, and reduces system complexity. The result: scalable, energy-efficient lighting that boosts comfort, productivity, and future readiness.



iSense IoL Ready Immaculate NXG

Smart lighting. Simplified. No control wiring.
Fully automation-ready.


| Catalogue Reference No. | Wattage | LP |
|-------------------------|---------|------------------|
| CRCO10iSR024HP3065 | 24W | Price on Request |
| CRCO10iSR030HP3065 | 30W | Price on Request |
| CRCO10iSR036HP3065 | 36W | Price on Request |
| CRCO10iSR040HP3065 | 40W | Price on Request |
| CRCO10iSR024HP40 | 24W | Price on Request |
| CRCO10iSR030HP40 | 30W | Price on Request |
| CRCO10iSR036HP40 | 36W | Price on Request |
| CRCO10iSR040HP40 | 40W | Price on Request |



iSense IoL Ready Mollis

Smart lighting. Simplified. No control wiring.
Fully automation-ready.

| Catalogue Reference No. | Wattage | LP |
|-------------------------|---------|------------------|
| LD06iS-111-X-57-XX | 9W | Price on Request |
| LD06iS-151-X-57-XX | 12W | Price on Request |
| LD06iS-171-X-57-XX | 15W | Price on Request |
| LD06iS-221-X-57-XX | 18W | Price on Request |



iSense IoL Ready Axeon+ G2L

Smart lighting. Simplified. No control wiring.
Fully automation-ready.

| Catalogue Reference No. | Wattage | LP |
|-------------------------|---------|------------------|
| LM34iS-251-X57WG2L | 20W | Price on Request |
| LM34iS-411-X57WG2L | 30W | Price on Request |
| LM34iS-501-X57WG2L | 40W | Price on Request |



Industrial strength, **intelligent light**

Robust. Reliable. Responsive.

IoL Ready brings smart, automated lighting to industrial spaces. With iSense integration, it cuts wiring needs, simplifies setup, and reduces complexity - delivering scalable, energy-efficient systems that enhance comfort, efficiency, and sustainability.



iSense IoL Ready Uno-X4-i

Smart lighting. Simplified. No control wiring. Fully automation-ready.


| Catalogue Reference No. | Wattage | LP |
|-------------------------|---------|------------------|
| LH21iS-102-90-57X4 | 80W | Price on Request |
| LH21iS-122-60-57X4 | 100W | Price on Request |
| LH21iS-152-60-57X4 | 120W | Price on Request |
| LH21iS-182-60-57X4 | 150W | Price on Request |
| LH21iS-212-60-57X4 | 180W | Price on Request |
| LH21iS-252-60-57X4 | 200W | Price on Request |



iSense IoL Ready UNO-i

Smart lighting. Simplified. No control wiring. Fully automation-ready.


| Catalogue Reference No. | Wattage | LP |
|-------------------------|---------|------------------|
| LH21iS-102-90-57X1 | 80W | Price on Request |
| LH21iS-122-90-57X1 | 100W | Price on Request |
| LH21iS-152-90-57X1 | 120W | Price on Request |
| LH21iS-182-60-57X1 | 150W | Price on Request |
| LH21iS-212-60-57X1 | 180W | Price on Request |
| LH21iS-252-60-57X1 | 200W | Price on Request |



iSense IoL Ready Xpressbay Pro-i

Smart lighting. Simplified. No control wiring. Fully automation-ready.

| Catalogue Reference No. | Wattage | LP |
|-------------------------|---------|------------------|
| LH26CiS-102-120-40XX | 80W | Price on Request |
| LH26CiS-142-120-57XX | 100W | Price on Request |
| LH26CiS-172-60-57-XX | 120W | Price on Request |
| LH26CiS-242-60-57-XX | 150W | Price on Request |
| LH26CiS-262-30-57-XX | 180W | Price on Request |
| LH26CiS-282-60-57-XX | 200W | Price on Request |



iSense IoL Ready Astra-i

Smart lighting. Simplified. No control wiring. Fully automation-ready.

| Catalogue Reference No. | Wattage | LP |
|-------------------------|---------|------------------|
| LH24iS-132-X-57-G1 | 80W | Price on Request |
| LH24iS-152-X-57-G1 | 100W | Price on Request |
| LH24iS-162-X-57-G1 | 120W | Price on Request |
| LH24iS-242-X-57-G1 | 150W | Price on Request |



Retrofit, **recharged**
with IoL Ready smart drivers

Upgrade to smart lighting effortlessly—no fixture replacement, no extra wiring. Just replace the driver, and your lights become smart. Smart driver connects seamlessly with the Wipro IoL App for intuitive control and automation, and seamlessly integrates in iSense platform. Perfect for offices and industries, it installs quickly, scales easily, and saves energy from day one.



NEW

IoL Ready Driver for Linears

| Catalogue Reference No. | Wattage | LP |
|-------------------------|---------|------------------|
| LGI66-020-048-0400 | 20W | Price on Request |
| LGI66-030-048-0600 | 30W | Price on Request |
| LGI66-044-048-0810 | 40W | Price on Request |



NEW

IoL Ready Driver for Downlighters

| Catalogue Reference No. | Wattage | LP |
|-------------------------|---------|------------------|
| LGI21-011-036-250 | 9W | Price on Request |
| LGI21-013-036-300 | 12W | Price on Request |
| LGI21-015-036-350 | 15W | Price on Request |
| LGI21-019-036-450 | 18W | Price on Request |
| LGI21-024-036-600 | 24W | Price on Request |



NEW

IoL Ready Driver for 2x2

| Catalogue Reference No. | Wattage | LP |
|-------------------------|---------|------------------|
| LGI66-024-036-0600 | 24W | Price on Request |
| LGI66-028-036-0700 | 30W | Price on Request |
| LGI66-040-036-900 | 36W | Price on Request |
| LGI66-042-036-1000 | 40W | Price on Request |



NEW

IoL Ready Driver Box Code - High Bay Uno X1

| Catalogue Reference No. | Wattage | LP |
|-------------------------|---------|------------------|
| DRiSNMD-LH21-102XX | 80W | Price on Request |
| DRiSNMD-LH21-122XX | 100W | Price on Request |
| DRiSNMD-LH21-152X | 120W | Price on Request |
| DRiSNMD-LH21-172XX | 140W | Price on Request |
| DRiSNMD-LH21-182XX | 150W | Price on Request |
| DRiSNMD-LH21-212XX | 160W | Price on Request |
| DRiSNMD-LH21-222XX | 180W | Price on Request |
| DRiSNMD-LH21-252XX | 200W | Price on Request |



eSense

Built for intelligent control, eSense combines occupancy sensing and daylight harvesting to significantly reduce energy consumption. Its soft-start and surge-limiting features protect luminaires, extending their lifespan and reducing maintenance. By responding precisely to human presence and natural light, eSense creates energy-efficient spaces that support both sustainability and long-term performance.



Occupancy



Daylighting



Precision



Energy Saving



PIR Occupancy & Daylight Sensor

| Catalogue Reference No. | Type | LP |
|-----------------------------------|---------|---------|
| GLPS01R010HA | Recess | ₹ 6,090 |
| GLPS01S010HA | Surface | ₹ 7,050 |
| GLPS01R010MT <small>(New)</small> | Recess | ₹ 6,090 |
| GLPS01S010MT <small>(New)</small> | Surface | ₹ 7,050 |



DALI Based PIR Occupancy & Daylight Sensor

| Catalogue Reference No. | Type | LP |
|-------------------------|---------|----------|
| GLPSDA01R010HA | Recess | ₹ 14,850 |
| GLPSDA01S010HA | Surface | ₹ 15,990 |



NEW

Microwave Occupancy & Daylight Sensor

| Catalogue Reference No. | Type | LP |
|-------------------------|---------|---------|
| WMPS01R04AMT | Recess | ₹ 6,090 |
| WMPS01S04AMT | Surface | ₹ 7,050 |

Surface Box Code for:

- PIR (GLPS01R010HA), DALI Sensor: HA03
- PIR (GLPS01R010MT), Microwave Sensor: SENSOR BOX MT

Remote Code for:

- PIR (GLPS01R010HA), DALI Sensor: HRC-11
- PIR (GLPS01R010MT), Microwave Sensor: MH10



Truseense

Sense every move, sense every beat

Powered by IntelliScan Technology, Truseense is a true presence sensor that senses more than just motion. Unlike conventional motion sensor, Truseense scan for human presence, detecting even the subtlest movements like breathing, ensuring lighting is always intuitive and responsive.



Occupancy



Daylighting



Precision



Energy Saving

NEW

TruSense: Occupancy & Daylight Sensor



| Catalogue Reference No. | Type | LP |
|-------------------------|---------|----------|
| GLMBS01R04A | Recess | ₹ 11,390 |
| GLMBS01S04A | Surface | ₹ 12,290 |

• Accessories: for surface mounting use HA03 surface box

Occupancy sensing at it's best with 3 levels of intelligent scanning



Sense every **motion**

From active movement to quiet moments at a desk, Truseense adapts effortlessly, providing consistent and seamless lighting.



Sense every **lumen**

Truseense harmonizes with natural daylight, adjusting lighting only when needed, ensuring energy efficiency without compromise.



Sense every **breath**

Truseense's true brilliance lies in its ability to sense heartbeats, offering a soft, reliable presence detection even when the room is still.

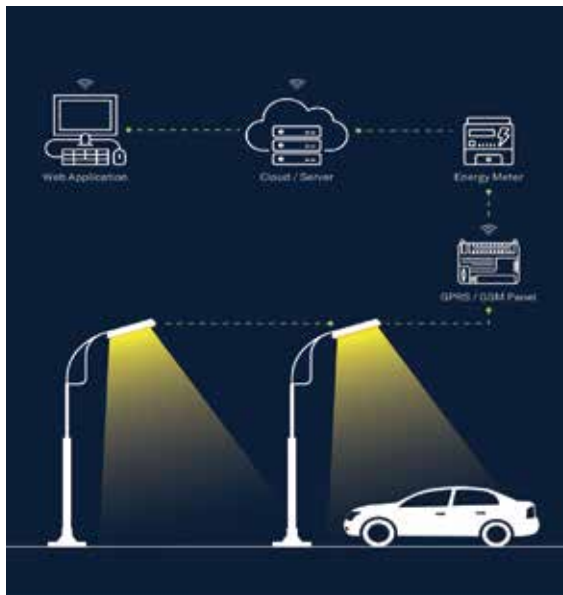
Smart & Connected Outdoor for Safety, Security and Surveillance



Group Control & Monitoring System (GCMS)

An ingenious web-based central management and control software that helps to reduce energy, maintenance and repair costs. It gives easy access to control lighting fixtures via any web-browser.

- Centralized Monitoring
- Performance Tracking
- Schedule Based ON/OFF
- Proactive Maintenance
- Energy Savings
- Third Party Integration with API



Centralized Control and Monitoring System (CCMS)

CCMS is an innovative system that helps in offering unparalleled scalability and monitoring capabilities. Each luminaire behaves independently with its controller.

- Centralized Monitoring and Control
- Burn Hours Mapping
- Multiple Protocol Support
- Fault Monitoring
- SMS Alert & Mail Service
- Quick and Easy Installation

| Parameters | | | | | |
|-----------------------|--|--|------------------------------------|--|---|
| Type of Communication | Wireless | Wireless | Wireless | Wired | Wireless |
| Network Architecture | Mesh | Mesh/Star | Mesh | Mesh | Star |
| Network Topology | 2.4 GHz | 865-867 MHz | 2.4 GHz | 2-30 MHz | 700-900 MHz |
| Segment Controller | Required | Not Required (optional) | Required | Required | Not Required |
| Communication Method | RF Mesh | LoRa Network | RF Mesh | Power Cables | NB-IoT Network |
| Server Connectivity | Via Segment Controller | LoRa Base Station | Via Segment Controller | Via Segment Controller | NB-IoT Base Station |
| Network Speed | 250 KBPS | 27 KBPS | 250 KBPS | 14 KBPS | 250 KBPS |
| Ease of Deployment | Easy | Medium | Easy | Medium | Easy |
| Operating Expenses | Low | Medium | Low | Medium | Medium |
| | Can use Existing Network | Only LoRa Network can be used | Can use Existing Network | Can use Existing Network | Future Proof as it uses NB-IoT Network |
| | Good for Small Network | Good for Medium Network | Future Proof as it works on IPv6.0 | Good in Harsh Environmental Conditions | Future Proof as it uses NB-IoT Network |
| | Needs multiple Segment Controller in dense areas with large height objects | Needs dedicated LoRa Network in the area | Devices are costly | Commissioning Support is more | High Operating Expenses Network is slow & cannot be used for vehicle movement based control etc |



 **MAPIQ**

Smarter Workspaces for a Safer Tomorrow

In today's evolving work environment, creating a healthy, safe, and flexible office space is more important than ever. Mapiq offers an intelligent, all-in-one solution that helps organizations optimize their office environments while ensuring employee well-being.

From seamless scheduling to space utilization insights, Mapiq keeps your workforce connected, informed, and productive - every single day.

Office Shifts – Seamless Team Coordination

With Office shifts, managing teams and office capacity is effortless. This SaaS tool helps you plan shifts, update policies, and stay agile - right from your phone or laptop. Organize, adapt, and stay in sync with ease.

INDUSTRY

Lighting

In critical environments like cleanrooms, heavy manufacturing, and hazardous zones, lighting must do more than just illuminate. Wipro's Industrial lighting solutions are designed around human spaces - enhancing safety, visibility, and overall well-being. Built to withstand tough conditions, they help minimize downtime, boost productivity, and ensure the lowest total cost of ownership through long-lasting performance and energy efficiency.



Saving

765K+ kilo tonnes CO₂

Equivalent to

35 million+ trees planted*

Cleanroom ▪ Highbay ▪ Linear ▪ Wellglass ▪ Bulkhead ▪ Blazeline ▪ Frostline



Cleanroom

Cleanrooms are highly controlled environments where temperature, air quality, and humidity are meticulously regulated to prevent contamination. At Wipro Lighting, we believe that while adhering to stringent cleanroom norms is crucial, choosing the right lighting solution is equally important.



Designed for Wide Range of Controlled Environments



Designed for Walkable Metallic Ceilings




High Burning Hours



Multiple Cleanroom Class Options



IP Rated Protection



Vision+ LED TOCR | LC37

Recessed mounted, top opening cleanroom luminaire. Self alignment mounting mechanism, equipped with pressure plates, auto-cut off and upgradable LED engine.

| Catalogue Reference No. | Wattage | CCT | LP |
|-------------------------|---------|-------|----------|
| LC37-191-050-57-XX* | 20W | 5700K | ₹ 9,650 |
| LC37-431-050-57-XX* | 30W | 5700K | ₹ 10,050 |
| LC37-411-050-57-XX** | 30W | 5700K | ₹ 16,290 |
| LC37-551-050-57-XX** | 42W | 5700K | ₹ 16,750 |
| LC37-721-050-57-XX** | 60W | 5700K | ₹ 17,690 |
| LC37-102-050-57-XX** | 80W | 5700K | ₹ 18,490 |

- Cutout dimensions: *300mm x 300mm | **600mm x 600mm
- Above codes are suitable for 50mm ceiling thickness. For 80mm ceiling thickness, replace 050 with 080 in the above codes
- Available with high efficacy, dimming, stainless steel bottom frame, dual CCT & monochromatic
- IP65 from bottom post installation



Vision LED BOCR | LC20

Recessed mounted, bottom opening cleanroom luminaire.

| Catalogue Reference No. | Wattage | CCT | LP |
|-------------------------|---|-------|----------|
| LC20-191-XXX-57-G2* | 20W | 5700K | ₹ 7,050 |
| LC20-431-XXX-57-G2* | 30W | 5700K | ₹ 8,250 |
| LC20-371-XXX-57-G3** | 30W | 5700K | ₹ 8,950 |
| LC20-551-XXX-57-G3** | 42W | 5700K | ₹ 9,950 |
| LC20-721-XXX-57-G3** | 60W | 5700K | ₹ 11,290 |
| LC20-102-XXX-57-G3** | 80W | 5700K | ₹ 11,990 |
| LCX202SCRM B | Mounting clamp for LC20-191/431 | | ₹ 290 |
| LCX204SCRM BG3 | Mounting clamp for LC20-371/551/721/102 | | ₹ 790 |

- Available with dimming, surface mounting, screwless bottom frame, stainless steel bottom frame, dual CCT & monochromatic
- Cutout dimensions: *285mm x 285mm | **585mm x 585mm
- IP65 from bottom post installation




Vision Prime LED BOCR | LC24

Recessed mounted, bottom opening, cleanroom luminaire which is suitable for partial cut in ceiling enhancing the safety features. Self alignment mounting mechanism, equipped with pressure plates.

| Catalogue Reference No. | Wattage | CCT | LP |
|-------------------------|---------|-------|---------|
| LC24-411-XXX-57-XX* | 30W | 5700K | ₹ 9,650 |
| LC24-551-XXX-57-XX* | 42W | 5700K | ₹ 9,950 |

- Available in SS options
- Ceiling cut-out of 585mm x 585mm
- IP65 from bottom post installation



NEW

Vision+ Z | LC38

Top maintainable & bottom openable aluminium single housing surface mounted cleanroom luminaire. Specifically designed for PV, EV & battery industries equipped with pressure plates, auto-cut Off and upgradable LED engine.

| Catalogue Reference No. | Wattage | CCT | LP |
|-------------------------|---------|-------|------------------|
| LC38-411-050-57-XX | 30W | 5700K | Price on Request |
| LC38-551-050-57-XX | 42W | 5700K | Price on Request |
| LC38-721-050-57-XX | 60W | 5700K | Price on Request |

- Above codes are suitable for 50mm ceiling thickness. For 80mm ceiling thickness, replace 050 with 080 in the above codes



NEW

Teardrop | LC25

Industry leading co-extruded PC-PC FR grade Teardrop cleanroom luminaire up to 160 lm/W. Specifically designed for microelectronics, semiconductor, PV, EV & battery industries.

| Catalogue Reference No. | Wattage | CCT | LP |
|-------------------------|---------|-------|------------------|
| LC25-561-XXX-57-XX | 32W | 5700K | Price on Request |
| LC25-561-XXX-57CTS | 32W | 5700K | Price on Request |
| LC25-561-XXX-57CTE | 32W | 5700K | Price on Request |
| LC25-561-XXX-57CTM | 32W | 5700K | Price on Request |
| LC25-701-XXX-57-XX | 40W | 5700K | Price on Request |
| LC25-701-XXX-57CTS | 40W | 5700K | Price on Request |
| LC25-701-XXX-57CTE | 40W | 5700K | Price on Request |
| LC25-701-XXX-57CTM | 40W | 5700K | Price on Request |

- XX stands for stand-alone product. CTS – start unit, CTE – end unit & CTM – middle unit for continuous product
- Available in 100mm & 65mm diffuser drop down length
- Available in PC-Al option also on request



NEW

Vision Linear Dome | LC23D

Specially designed IP54 cleanroom luminaires delivering up to 120 lm/W efficiency for F&B, chocolate, and cocoa industries. The unique dome design prevents residue build-up during manufacturing. Ensures high hygiene standards by minimizing the risk of microbial growth.

| Catalogue Reference No. | Wattage | CCT | LP |
|-------------------------|---------|-------|------------------|
| LC23D-721-XX-57-XX | 50W | 5700K | Price on Request |

- 57 stands for 5700K. Available in 4000K CCT on request



Hygienic, High-Performance Luminaires for F&B Applications

Food Industry poses unique challenge of fighting bacterial growth in the process areas due to residue of raw materials on luminaires during production. Hence, F&B industry need highly specialized luminaires designed to mitigate the problem of residue along with high optical performance confirming the norms of FSSAI & FDA. Vision Linear Dome was specifically crafted to meet this unique need of the F&B industries.

Monochromatic Cleanroom Environment (585nm)



Normal Cleanroom Environment



Wipro's monochromatic cleanroom lighting

Light-sensitive drugs require protective measures during formulation development, including the use of excipients and photostability testing. In manufacturing, long-wavelength brown light (500-800nm) should be used to protect these products. Wipro Vision LED Luminaire uses selected special LEDs of Monochromatic Light Output. Wipro has selected 585nm LEDs which give output in the range of 580 to 590nm only. This helps customers get exact monochromatic light without any other wavelength thus maintains the effectiveness of the medicine under preparation not reacting with the light-sensitive APIs leading to impurities.

Seamless Control for Smarter Spaces



Industry 5.0 represents the evolution of smart manufacturing, where technology and human-centric design converge to create intelligent, sustainable, and responsive environments. It's not just about automation; it's about empowering people, protecting the planet, and optimizing spaces to work smarter, safer, and more efficiently than ever before.







Highbays & Linears

In high-ceiling manufacturing environments, lighting must deliver more than brightness - it must offer performance, durability, and precision. Wipro Lighting's solutions are engineered for uniform illumination, high lumen output, and thermal efficiency, making them ideal for large industrial spaces.

 Resistant to Mechanical Impact

 IP Rated Protection

 High Burning Hours

 Multiple Beam Angles

NEW

Radial UNO PRO+ | LH30P

Radial UNO Pro+ is new gen ultra efficacy smart enabled and dimmable highbay designed to deliver optimum performance and sustained energy savings over the product life cycle under harsh industrial environments with output up to 190 lm/W.



Up to 190 lm/W

| Catalogue Reference No. | Wattage | CCT | LP |
|-------------------------|---------|-------|------------------|
| LH30P-102-90-57-XX | 80W | 5700K | Price on Request |
| LH30P-122-90-57-XX | 100W | 5700K | Price on Request |
| LH30P-152-90-57-XX | 120W | 5700K | Price on Request |
| LH30P-182-90-57-XX | 150W | 5700K | Price on Request |
| LH30P-222-90-57-XX | 180W | 5700K | Price on Request |
| LH30P-252-90-57-XX | 200W | 5700K | Price on Request |
| LH30P-292-90-57-XX | 240W | 5700K | Price on Request |

- Available in 60° beam angle
- Sensor & sensor mounting kit to be ordered separately

NEW

Radial UNO PRO | LH30

Radial UNO Pro is new gen ultra efficacy smart enabled and dimmable highbay designed to deliver optimum performance and sustained energy savings over the product life cycle under harsh industrial environments with output up to 170 lm/W.



Up to 170 lm/W

| Catalogue Reference No. | Wattage | CCT | LP |
|-------------------------|---------|-------|------------------|
| LH30-102-90-57-XX | 80W | 5700K | Price on Request |
| LH30-122-90-57-XX | 100W | 5700K | Price on Request |
| LH30-152-90-57-XX | 120W | 5700K | Price on Request |
| LH30-182-90-57-XX | 150W | 5700K | Price on Request |
| LH30-222-90-57-XX | 180W | 5700K | Price on Request |
| LH30-252-90-57-XX | 200W | 5700K | Price on Request |
| LH30-292-90-57-XX | 240W | 5700K | Price on Request |

- Available in 60° beam angle
- Sensor & sensor mounting kit to be ordered separately

NEW

Radial UNO | LH21 (X2HE)

High efficacy highbay designed to deliver optimum performance and sustained energy savings over the product life cycle under harsh industrial environments with output up to 150 lm/W.



Up to 150 lm/W

| Catalogue Reference No. | Wattage | CCT | LP |
|-------------------------|---------|-------|----------|
| LH21-102-90-57X2HE | 80W | 5700K | ₹ 13,390 |
| LH21-122-90-57X2HE | 100W | 5700K | ₹ 14,790 |
| LH21-152-90-57X2HE | 120W | 5700K | ₹ 20,350 |
| LH21-182-90-57X2HE | 150W | 5700K | ₹ 22,050 |
| LH21-222-90-57X2HE | 180W | 5700K | ₹ 23,050 |
| LH21-252-90-57X2HE | 200W | 5700K | ₹ 23,290 |

- Available in 60° beam angle
- Available with LH21R - with reflexor
- IP66 | IK10




Up to 140 lm/W

Radial UNO | LH21 (X2)

Radial UNO | LH21 (X2) is IP66 & IK10 new gen highbay designed to deliver optimum performance and sustained energy savings over the product life cycle under harsh industrial environments with output up to 140 lm/W.

| Catalogue Reference No. | Wattage | CCT | LP |
|-------------------------|---------|-------|----------|
| LH21-102-060-57-X2 | 80W | 5700K | ₹ 8,950 |
| LH21-122-060-57-X2 | 100W | 5700K | ₹ 10,090 |
| LH21-152-060-57-X2 | 120W | 5700K | ₹ 10,190 |
| LH21-172-060-57-X2 | 140W | 5700K | ₹ 12,290 |
| LH21-182-060-57-X2 | 150W | 5700K | ₹ 13,250 |
| LH21-212-060-57-X2 | 160W | 5700K | ₹ 13,290 |
| LH21-222-060-57-X2 | 180W | 5700K | ₹ 15,350 |
| LH21-252-060-57-X2 | 200W | 5700K | ₹ 15,550 |

- Available in 90° beam angle
- Available with LH21G - with toughened glass, LH21R - with reflexor on request




Xpressbay Pro | LH26C

XpressBay Pro is a Red Dot Award winner linear highbay which is pro in the areas of optical performance, sustainability, application diversity and durability being P66 & IK08 protected with system lumen output up to 145 lm/W.

| Catalogue Reference No. | Wattage | CCT | LP |
|-------------------------|---------|-------|----------|
| LH26C-102-120-40XX | 80W | 5700K | ₹ 12,550 |
| LH26C-142-120-57XX | 100W | 5700K | ₹ 13,050 |
| LH26C-172-60-57-XX | 120W | 5700K | ₹ 17,190 |
| LH26C-242-60-57-XX | 150W | 5700K | ₹ 18,590 |
| LH26C-262-30-57-XX | 180W | 5700K | ₹ 27,050 |
| LH26C-282-60-57-XX | 200W | 5700K | ₹ 27,050 |

- Available in multiple beam angles
- Variant of up to 180 lm/W is also available on request



Astra | LH24

IP54 protected diffused linear highbay which is thoughtfully designed to fight glare in industry and make the eyes smile.

| Catalogue Reference No. | Wattage | CCT | LP |
|-------------------------|---------|-------|----------|
| LH24-132-XXX-57-G1 | 80W | 5700K | ₹ 13,850 |
| LH24-152-XXX-57-G1 | 100W | 5700K | ₹ 14,090 |
| LH24-162-XXX-57-G1 | 120W | 5700K | ₹ 16,290 |
| LH24-242-XXX-57-G1 | 150W | 5700K | ₹ 17,950 |



Up to 65° C

NEW

Radial Uno Z High Ambient Temperature | LH21 HAT

Introducing new gen highbays specifically designed with ceramic LED chips for superior and reliable performance in extreme high ambient temperatures.

| Catalogue Reference No. | Wattage | CCT | LP |
|-------------------------|---------|-------|----------|
| LH21-102-HAT-57-XX | 80W | 5700K | ₹ 13,490 |
| LH21-122-HAT-57-XX | 100W | 5700K | ₹ 17,050 |
| LH21-152-HAT-57-XX | 120W | 5700K | ₹ 18,650 |
| LH21-182-HAT-57-XX | 150W | 5700K | ₹ 19,590 |



NEW

Radial Uno Z Constant Light Output | LH21 CLO

The ultimate new age highbays which ensures reduced lumen depreciation over a period of time in industrial harsh environments leading to lowest total cost of ownership.

| Catalogue Reference No. | Wattage | CCT | LP |
|-------------------------|---------|-------|------------------|
| LH21-122-060-57CLO | 80W | 5700K | Price on Request |
| LH21-162-060-57CLO | 100W | 5700K | Price on Request |
| LH21-192-060-57CLO | 120W | 5700K | Price on Request |
| LH21-222-060-57CLO | 140W | 5700K | Price on Request |
| LH21-242-060-57CLO | 150W | 5700K | Price on Request |
| LH21-262-060-57CLO | 160W | 5700K | Price on Request |
| LH21-292-060-57CLO | 180W | 5700K | Price on Request |
| LH21-322-060-57CLO | 200W | 5700K | Price on Request |

- Available in HE and 90° beam angle



NEW

Radial Uno S Integrated Sensor Highbay | LH21 SN

The ultimate new age highbay with integrated sensors built to last industry harsh environment leading to lowest total cost of ownership.

| Catalogue Reference No. | Wattage | CCT | LP |
|-------------------------|---------|-------|------------------|
| LH21-102-60-57X1SN | 80W | 5700K | Price on Request |
| LH21-122-60-57X1SN | 100W | 5700K | Price on Request |
| LH21-152-60-57X1SN | 120W | 5700K | Price on Request |
| LH21-172-60-57X1SN | 140W | 5700K | Price on Request |
| LH21-182-60-57X1SN | 150W | 5700K | Price on Request |
| LH21-212-60-57X1SN | 160W | 5700K | Price on Request |
| LH21-222-60-57X1SN | 180W | 5700K | Price on Request |
| LH21-252-60-57X1SN | 200W | 5700K | Price on Request |

- Available in HE version



NEW

Uno Surface Mounted Highbay | LH21-SM

IP66-rated lowbay & highbay designed for industries like steel, metal, heavy engineering, and F&B. Prevents bird-nesting and raw material deposition on fixtures, ensuring smooth operations and plant safety.

| Catalogue Reference No. | Wattage | CCT | LP |
|-------------------------|---------|-------|------------------|
| LE24-431-XXX-57-XX | 35W | 5700K | Price on Request |
| LH21-132-090-57-SM | 80W | 5700K | Price on Request |
| LH21-172-090-57-SM | 100W | 5700K | Price on Request |
| LH21-172-90-57HESM | 100W | 5700K | Price on Request |

- 57 stands for 5700K. Also available in 4000K CCT on request
- HE stands for higher lumen package
- LE24 lowbay & LH21 highbay



NEW

Optima High Efficacy | LL24 HE1

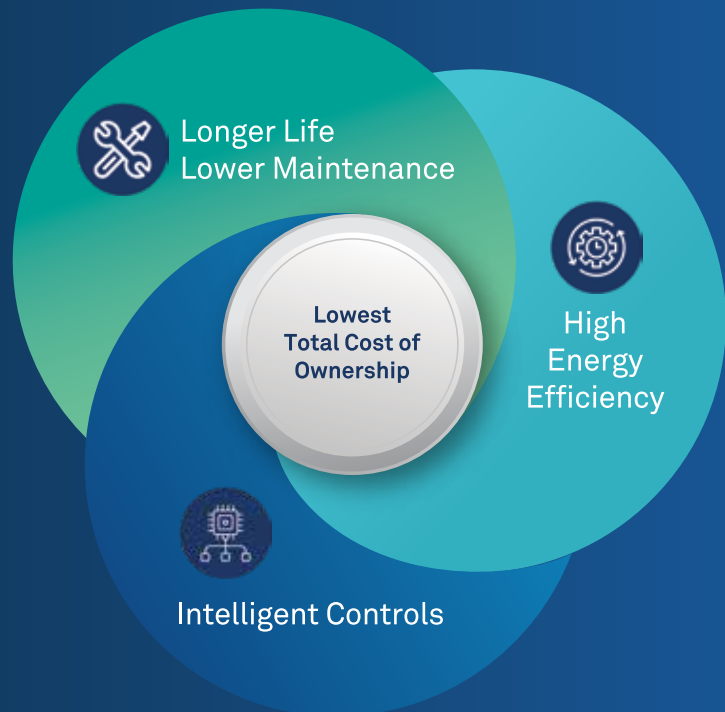
IP40 industrial batten up to industry leading 150 lm/W.

| Catalogue Reference No. | Wattage | CCT | LP |
|-------------------------|---------|-------|------------------|
| LL24-311-XX-57-HE1 | 16W | 5700K | Price on Request |
| LL24-311-XX-57-HE1 | 20W | 5700K | Price on Request |
| LL24-501-XX-57-HE1 | 32W | 5700K | Price on Request |
| LL24-621-XX-57-HE1 | 40W | 5700K | Price on Request |
| LL24-741-XX-57-HE1 | 45W | 5700K | Price on Request |

- Available in 4000K CCT
- Available in CD - conduit mounting

3Ergonomic Efficient Economic

The 3Es of Wipro Industrial Luminaires ensures a lighting which is
Good for People & Great for Business



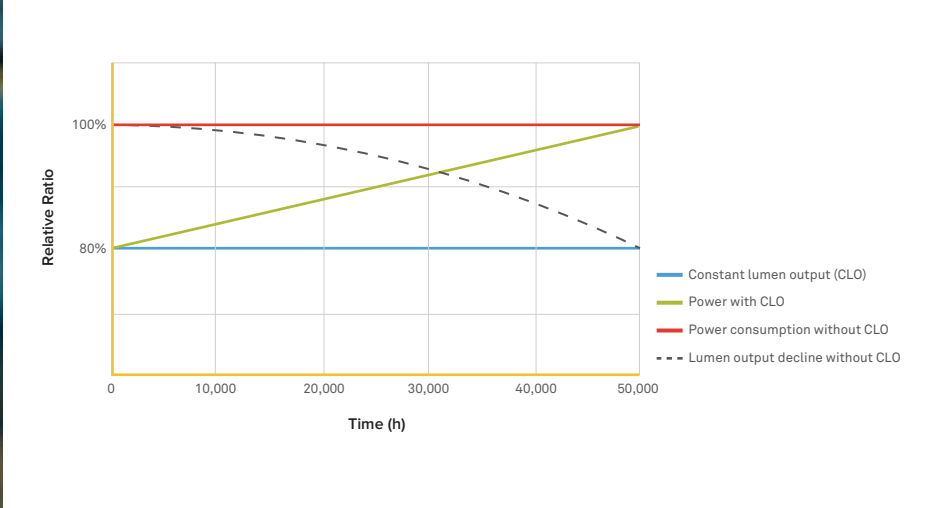
Sensor is New Product

Optima | LL24

IP40 protected technical linear industrial batten with high efficacy, for modern high-tech industrial environment.

| Catalogue Reference No. | Wattage | CCT | LP |
|-------------------------|---------|-------|---------|
| LL24-541-XXX-57-XX | 40W | 5700K | ₹ 3,190 |
| LL24-541-XXX-57-CD | 40W | 5700K | ₹ 3,490 |
| LL24R-541-XX-57-XX | 40W | 5700K | ₹ 4,990 |
| LL24R-541-XX-57-CD | 40W | 5700K | ₹ 4,950 |
| LL24-251-XXX-57-XX | 20W | 5700K | ₹ 3,190 |
| LL24-251-XXX-57-CD | 20W | 5700K | ₹ 3,590 |
| LL24R-251-XX-57-XX | 20W | 5700K | ₹ 5,050 |
| LL24R-251-XX-57-CD | 20W | 5700K | ₹ 4,950 |
| LL24-251-XXX-572F | 20W | 5700K | ₹ 2,490 |
| LL24-251-XXX-57-CD2F | 20W | 5700K | ₹ 2,550 |
| LL24R-251-XX-57-2F | 20W | 5700K | ₹ 3,450 |
| LL24R-251-XX-57-CD2F | 20W | 5700K | ₹ 3,690 |
| LL24-541-XXX-57-SN | 40W | 5700K | ₹ 8,590 |
| LL24-251-XXX-57-SN | 20W | 5700K | ₹ 8,190 |

- Order in HE code for high efficacy, CD code for conduit mounting, LL24R for with reflector & 2F for 2 feet
- SN - stands for integrated sensor



Constant Light Output (CLO) Phenomenon

The luminous flux of LEDs gradually declines over time, reducing brightness and efficiency despite constant power input. Constant Lumen Output (CLO) technology compensates by starting at a lower drive current and gradually increasing it, ensuring stable light output, energy efficiency, and longer service life.

The LED driver facilitates CLO by monitoring the cumulative operating hours of the LED module, initially driving the LED below its maximum rated lumen output, and subsequently increasing the forward current in correlation with the natural depreciation of luminous flux over time.

The primary benefits of implementing CLO include:



Lower Energy Use and Costs



Extended LED Lifespan through Current Optimization



Consistent Lumen Output and Color Quality



Easier Maintenance with Accurate Lumen Tracking




NEW

Imperia | LE23

Surface/pendant mounted IP66 high efficacy technical linear luminaire.

| Catalogue Reference No. | Wattage | CCT | LP |
|-------------------------|---------|-------|----------|
| LE23-251-X2F-57-G1 | 20W | 5700K | ₹ 4,250 |
| LE23-251-XXX-57-G1 | 20W | 5700K | ₹ 4,650 |
| LE23-491-XXX-57-G1 | 40W | 5700K | ₹ 4,890 |
| LE23-501-X-57-HEG1 | 32W | 5700K | ₹ 5,750 |
| LE23-491-XXX-57-SN | 40W | 5700K | ₹ 11,490 |
| LE23-251-XXX-57-SN | 20W | 5700K | ₹ 11,090 |

- 2F is for 2 feet, HE for high efficacy
- All wattages are available with high efficacy version
- Conduit mounting option is also available on request
- SN - stands for integrated sensor



Xline Pro | LE14

Trunk mounted LED channel, specially designed extruded aluminium trunk with snap fit arrangement, for easy and flexible installation.

| Catalogue Reference No. | Wattage | CCT | LP |
|--------------------------------|---------|-------|----------|
| LE14-491-XXX-57-XX | 39W | 5700K | ₹ 11,850 |
| LE14A02C (Trunk for Xline Pro) | | | ₹ 3,790 |

- Order trunk separately



NEW

Imperia Emergency | LE23 EM

Surface/pendant mounted IP65 high efficacy technical emergency linear luminaire up to 3 hours of battery backup and maximum 10% output range.

| Catalogue Reference No. | Wattage | CCT | LP |
|-------------------------|---------|-------|----------|
| LE23-251-XXX-57-EM | 20W | 5700K | ₹ 16,050 |
| LE23-491-XXX-57-EM | 40W | 5700K | ₹ 16,450 |

- Available in 4000K CCT




Arrow | LH23

Recessed mounted under canopy, for oil retails.

| Catalogue Reference No. | Wattage | CCT | LP |
|-------------------------|---------|-------|----------|
| LH23L-102-60-57-XX | 80W | 5700K | ₹ 9,650 |
| LH23L-131-060-57-NE | 100W | 5700K | ₹ 11,490 |





Maxx | LE09

A revolutionary design that redefines the wellglass segment - featuring a high-performance fresnel lens with IP66 and IK08 protection, delivering up to 120 lm/W system efficacy.

| Catalogue Reference No. | Wattage | CCT | LP |
|-------------------------|---------|-------|---------|
| LE09-501-XXX-57-XX | 35W | 5700K | ₹ 3,450 |
| LE09-571-XXX-57-XX | 40W | 5700K | ₹ 3,490 |
| LE09-671-XXX-57-XX | 55W | 5700K | ₹ 5,390 |

• For cradle mounted, change XX into CD



StormX Wellglass | LE04

An IP66 & IK08 protected Wellglass with X-factor, which is thoughtfully designed for illumination in heavy industries, cement, metal & steel etc.

| Catalogue Reference No. | Wattage | CCT | LP |
|-------------------------|---------|-------|---------|
| LE04-501-XXX-57-G1 | 35W | 5700K | ₹ 2,750 |
| LE04-571-XXX-57-G1 | 40W | 5700K | ₹ 2,990 |
| LE04-791-XXX-57-XX | 70W | 5700K | ₹ 7,350 |

• Available in G1HE version up to 120 lm/W & G1HE1 140 lm/W
 • Product comes with cradle as standard



Bulkhead | LW07

IP65 luminaire for surface/wall mounted applications.

| Catalogue Reference No. | Wattage | CCT | LP |
|-------------------------|---------|-------|---------|
| LW07-141-XXX-57-G1 | 10W | 5700K | ₹ 1,850 |






BLAZELINE™

Blazeline delivers end-to-end lighting solutions for hazardous zones - from audits to design - fully compliant with CIMFR, BIS, and PESO standards. Engineered for safety, reliability, and visual comfort, its glare-free illumination and quick installation make it ideal for critical environments. With low maintenance and energy efficiency, Blazeline ensures the lowest total cost of ownership.



 Secondary Optics and Multiple Beam Angles

 IP Rated Protection

 High Burning Hours

 Industry Leading Lumen Output up to 120 lm/W

NEW



Flameproof Highbay | FPFLH1

Flameproof highbay with superior lumen output ensuring lowest total cost of ownership. Exd, IIC, T6, Zone 1, 2, 21 & 22.

| Catalogue Reference No. | Wattage | CCT | LP |
|-------------------------|---------|-------|----------|
| FPFLH1-122-XXX65XX | 70W | 6500K | ₹ 14,450 |
| FPFH2-142-090-65XX | 100W | 6500K | ₹ 24,850 |
| FPFH2-202-090-65XX | 120W | 6500K | ₹ 25,890 |
| FPFH2-252-060-65XX | 150W | 6500K | ₹ 26,190 |

NEW



Flameproof Floodlight | FPF1

Flameproof floodlight with superior thermal management, durability and unmatched lumen output. Exd, IIC, T5, Zone 1, 2, 21 & 22.

| Catalogue Reference No. | Wattage | CCT | LP |
|-------------------------|---------|-------|----------|
| FPF1-122-XXX-65XX | 70W | 6500K | ₹ 24,550 |
| FPF2-142-090-65XX | 100W | 6500K | ₹ 25,550 |
| FPF2-202-090-65XX | 120W | 6500K | ₹ 26,650 |
| FPF2-252-060-65-XX | 150W | 6500K | ₹ 26,650 |

NEW



Flameproof Handlamp | FPFL1

Easy to use, reliable and safe handlamp. Exd, IIC, T6, Zone 1 & 2.

| Catalogue Reference No. | Wattage | CCT | LP |
|-------------------------|---------|-------|---------|
| FPL1-191-XXX65XX | 15W | 6500K | ₹ 9,490 |
| FPL2-191-XXX65XX | 15W | 6500K | ₹ 9,190 |

• Rated voltage of FPL1 is 240V AC and FPL2 is 24V AC



NEW

Flameproof Vessel Lamp | FPV1

Used for visual inspection and illumination in reactor/vessel area. Exd, IIC, T6, Zone 1 & 21.

| Catalogue Reference No. | Wattage | CCT | LP |
|-------------------------|---------|-------|----------|
| FPV1-171-060-65XX | 15W | 6500K | ₹ 10,090 |



NEW

Flameproof Cleanroom | FPC1

Proven expertise in flameproof precision cleanroom lighting. Exd, IIC, T5, Zone 1, 2, 21 & 22.

| Catalogue Reference No. | Wattage | CCT | LP |
|-------------------------|---------|-------|----------|
| FPC1-311-XXX-65XX | 45W | 6500K | ₹ 15,590 |
| FPC2-851-XXX-65XX | 60W | 6500K | ₹ 32,050 |
| FPC3-851-XXX-65XX | 60W | 6500K | ₹ 33,890 |

• FPC1 & FPC2 is bottom openable (BOCR) and FPC3 is top openable (TOCR)



NEW

Flameproof Wellglass | FPW2

Flameproof wellglass for safe and reliable performances in extreme environment. Exd, Gb, IIC, T6, Zone 1, 2, 21 & 22.

| Catalogue Reference No. | Wattage | CCT | LP |
|-------------------------|---------|-------|----------|
| FPW2-421-XXX-65XX | 30W | 6500K | ₹ 13,450 |
| FPW2-641-XXX-65XX | 45W | 6500K | ₹ 13,750 |
| FPW2-851-XXX-65X | 60W | 6500K | ₹ 18,050 |



NEW

Flameproof Linear | FPT7

Flameproof linear lighting with functional LED & separate driver mechanism. Exd, IIC, T6, Zone 1, 2, 21 & 22.

| Catalogue Reference No. | Wattage | CCT | LP |
|-------------------------|---------|-------|----------|
| FPT7-151-XXX-57-XX | 10W | 5700K | ₹ 11,850 |
| FPT7-311-XXX-57-XX | 20W | 5700K | ₹ 14,150 |
| FPT7-621-XXX-57-XX | 40W | 5700K | ₹ 18,950 |

• 10W & 20W is available in 2ft
• 40W is available in 4ft



NEW

Flameproof Wellglass | FPW3

Flameproof wellglass ensuring lowest total cost of ownership even in extreme environment. Exd, Gb, IIC, T6, Zone 1 & 21.

| Catalogue Reference No. | Wattage | CCT | LP |
|-------------------------|---------|-------|----------|
| FPW3-421-XXX-65XX | 30W | 6500K | ₹ 11,050 |
| FPW3-641-XXX-65XX | 45W | 6500K | ₹ 11,150 |
| FPW3-851-XXX-65XX | 60W | 6500K | ₹ 14,190 |
| FPW3-102-XXX-65XX | 70W | 6500K | ₹ 14,450 |



Blazeline Accessories

Newest introduction to illuminate safe area is the flameproof luminaries - Blazeline™ which ensures best in class illumination with superior photometry up to 120 lm/W and highest safety norms with stringent CIMFR-PESO-BIS certified products.

| Catalogue Reference No. | Description | LP |
|-------------------------|--|---------|
| FPA-JB1-4WAY | Flameproof Junction Box 4 Way D145xH91mm (up to 50A /240V to 415V AC, 50Hz) | ₹ 2,090 |
| FPA-PLUG-M20 | Blazeline FP PLUG M20 | ₹ 150 |
| FPA-PB1-10A-1NO1NC | Flameproof Push Button, up to 10A, Range:240 to 415 VAC, 50Hz, Contact - 1 NO,1 NC | ₹ 5,590 |
| FPA-RS1-16A-2P240V | Flameproof Rotary Switch up to 16A/240V AC, 50Hz, 2 Pole | ₹ 4,790 |
| FPA-RS1-20A-2P240V | Flameproof Rotary Switch up to 20A/240V AC, 50Hz, 2 Pole | ₹ 5,090 |
| FPA-RS1-32A-4P415V | Flameproof Rotary Switch up to 32A/415V AC, 50Hz, 4 Pole | ₹ 5,450 |



FROSTLINE

Frostline is an industrial sub zero portfolio for catering technical illumination in cold storages, cold chains, medical cold room facilities etc.

-  Superior Optical Performance
-  Long Service Life
-  High Resistance to Cryogenic Temperature.
-  IP Rated Protection
-  Cold-proof at -20°C



LED Bulkhead Frostline | LW07FL

Bulkhead specifically designed for low temperature applications from -20°C to $+45^{\circ}\text{C}$.

| Catalogue Reference No. | Wattage | CCT | LP |
|-------------------------|---------|-------|---------|
| LW07FL-141-XX-57G1 | 10W | 5700K | ₹ 4,650 |

- IP66. Easy installation and long service life




Wellglass Frostline | LE07FL

Wellglass specifically designed for low temperature applications from -20°C to $+45^{\circ}\text{C}$.

| Catalogue Reference No. | Wattage | CCT | LP |
|-------------------------|---------|-------|---------|
| LE07FL-501-XX-57-XX | 35W | 5700K | ₹ 5,650 |
| LE07FL-571-XX-57-XX | 40W | 5700K | ₹ 5,990 |
| LE07FL-112-XX-57-XX | 70W | 5700K | ₹ 7,250 |

- IP66. Easy installation and long service life



Imperia Frostline | LE23FL

Industrial linear battens specifically designed for low temperature applications from -20°C to $+45^{\circ}\text{C}$.

| Catalogue Reference No. | Wattage | CCT | LP |
|-------------------------|---------|-------|---------|
| LE23FL-491-XX-57XX | 40W | 5700K | ₹ 5,350 |
| LE23FL-251XX-57-2F | 20W | 5700K | ₹ 4,850 |

- IP66. Easy installation and long service life



Radial Uno Frostline | LH21FL

Highbays specifically designed for low temperature applications from -20°C to +45°C.

| Catalogue Reference No. | Wattage | CCT | LP |
|-------------------------|---------|-------|----------|
| LH21FL-122-60-57XX | 80W | 5700K | ₹ 11,590 |
| LH21FL-102-60-57X1 | 80W | 5700K | ₹ 10,390 |
| LH21FL-162-60-57XX | 100W | 5700K | ₹ 12,950 |
| LH21FL-122-60-57X1 | 100W | 5700K | ₹ 11,550 |
| LH21FL-192-60-57XX | 120W | 5700K | ₹ 13,290 |
| LH21FL-152-60-57X1 | 120W | 5700K | ₹ 12,050 |
| LH21FL-242-60-57XX | 150W | 5700K | ₹ 16,190 |
| LH21FL-182-60-57X1 | 150W | 5700K | ₹ 14,190 |
| LH21FL-292-60-57XX | 180W | 5700K | ₹ 21,050 |
| LH21FL-222-60-57X1 | 180W | 5700K | ₹ 16,990 |
| LH21FL-322-60-57XX | 200W | 5700K | ₹ 22,750 |
| LH21FL-252-60-57X1 | 200W | 5700K | ₹ 18,050 |

- IP66. Easy installation and long service life

Frostline Benefits



Enhances Chiller Effectiveness

- Duality of light helps balance temperature and provide optimum light levels
- Superior thermal management to generate less heat
- Complements chiller effectiveness through energy optimization



Reduces Operational Costs

- High efficacy luminaire



Visual Comfort and Safety

- Glare free and uniform lighting
- Optimum illumination
- Reduces picking-errors thereby increasing productivity
- Uninterrupted lighting to minimize work related accidents



High on Durability and Ease of Installations

- Lightweight luminaires reduce dead load on ceiling
- Corrosion resistant

Cold Storage Facility for Hot Tropical Indian Weather

The dairy and meat industries are heavily reliant on cold storage

India is the 2nd largest food producer and 6th largest F&G market globally

More than half the world's supply of vaccines come from India

India is the 3rd largest producer of generic medicines globally

Up to 20% of fruit and vegetable stocks are lost due to improper storage

At least 25% of medical supplies expire before reaching the medical facilities

OUTDOOR Lighting

Modern lifestyle has impacted our schedules stretching their way into midnight. This has increased the need for illuminating outdoor spaces uniformly and efficiently. Wipro Lighting provides a vast range of outdoor lighting luminaires with special features, particularly designed to meet wide ranging lighting needs. The precision optical design and uniform light distribution enhance safety on roads. Our luminaires have advanced LED technology for higher energy savings, with contemporary styling that blends with urban architecture.

Saving

1303+ kilo tonnes CO₂

Equivalent to

60+ million trees planted






Streetlight ■ Floodlight ■ Landscape ■ Tunnel Light
Sports Light ■ Arcus Prime ■ Solar Streetlight ■ High Mast & Poles

CV Raman Road Trivandrum



Streetlights

Wipro LED streetlights combine aesthetics with compact design, perfectly complementing urban architecture. They deliver long life, sturdy performance, and significant energy savings while ensuring the right illumination for smooth traffic flow and resident safety. With easy management, maintenance, and monitoring, they are a cost-effective, energy-efficient choice for future-ready cities.

-  High Efficiency LEDs
-  Multiple CCT Options
-  Durable Housing
-  IP Rated Protection
-  Reduced Glare

NEW



Skyline Zeta | LR22

India's first 1lac burning hours streetlight with integrated IP66 lens, featuring compact and aesthetic aluminium powder coated housing with precise street optics.

| Catalogue Reference No. | Wattage | CCT | LP |
|-------------------------|---------|-------|----------|
| LR22-271-XXX-57-XX | 20W | 5700K | ₹ 3,290 |
| LR22-291-XXX-57-XX | 25W | 5700K | ₹ 3,750 |
| LR22-331-XXX-57-XX | 30W | 5700K | ₹ 3,890 |
| LR22-501-XXX-57-XX | 35W | 5700K | ₹ 5,050 |
| LR22-551-XXX-57-XX | 40W | 5700K | ₹ 5,250 |
| LR22-611-XXX-57-XX | 45W | 5700K | ₹ 6,650 |
| LR22-651-XXX-57-XX | 50W | 5700K | ₹ 7,550 |
| LR22-781-XXX-57-XX | 60W | 5700K | ₹ 8,490 |
| LR22-881-XXX-57-XX | 70W | 5700K | ₹ 9,450 |
| LR22-981-XXX-57-XX | 80W | 5700K | ₹ 10,390 |
| LR22-102-XXX-57-XX | 90W | 5700K | ₹ 14,050 |
| LR22-112-XXX-57-XX | 100W | 5700K | ₹ 15,490 |
| LR22-122-XXX-57-XX | 110W | 5700K | ₹ 18,350 |
| LR22-132-XXX-57-XX | 120W | 5700K | ₹ 20,550 |

- Comes with standard 10kV external surge protection and 5 years warranty
- Suitable for external pole dia. 35mm: 20-35W, 35-42mm: 40-45W, 45-55mm: 50-120W



Skyline Plus | LR06

Integrated IP66 lens streetlight with compact and aesthetic aluminium powder coated housing, precise street optics, and robust IK10 protection.

| Catalogue Reference No. | Wattage | CCT | LP |
|-------------------------|---------|-------|----------|
| LR06-501-XXX-57-XX | 35W | 5700K | ₹ 6,290 |
| LR06-611-XXX-57-XX | 45W | 5700K | ₹ 7,390 |
| LR06-671-XXX-57-XX | 60W | 5700K | ₹ 11,550 |
| LR06-781-XXX-57-XX | 70W | 5700K | ₹ 12,550 |
| LR06-981-XXX-57-XX | 80W | 5700K | ₹ 14,250 |
| LR06-102-XXX-57-XX | 90W | 5700K | ₹ 15,950 |

- Replace "XX" with "SP" for 5 years warranty
- SP code represents additional 10kV surge protection
- Suitable for external pole dia. 28-45mm: 25-45W, 38-50mm: 60-90W



Skyline+ | LR13

Integrated IP66 lens streetlight, compact and aesthetic aluminium powder-coated housing with precise street optics.

| Catalogue Reference No. | Wattage | CCT | LP |
|-------------------------|---------|-------|----------|
| LR13-182-XXX-57-G1 | 150W | 5700K | ₹ 22,790 |
| LR13-182-X-57-G1SP | 150W | 5700K | ₹ 23,390 |

- SP code represents additional 10kV surge protection for 5 years warranty
- Suitable for external pole dia. 40-50mm: 150W



Dot | LR08

Streetlight with aesthetic aluminium powder coated housing and precise street optic lens, with integrated IP66 protection and IK10 impact resistance.

| Catalogue Reference No. | Wattage | CCT | LP |
|-------------------------|---------|-------|----------|
| LR08-501-XXX-57-XX | 35W | 5700K | ₹ 5,250 |
| LR08-551-XXX-57-XX | 40W | 5700K | ₹ 5,590 |
| LR08-611-XXX-57-XX | 45W | 5700K | ₹ 6,950 |
| LR08-651-XXX-57-XX | 50W | 5700K | ₹ 7,890 |
| LR08-781-XXX-57-XX | 60W | 5700K | ₹ 8,850 |
| LR08-981-XXX-57-XX | 80W | 5700K | ₹ 15,190 |
| LR08-102-XXX-57-XX | 90W | 5700K | ₹ 16,590 |
| LR08-112-XXX-57-XX | 100W | 5700K | ₹ 17,450 |
| LR08-122-XXX-57-XX | 110W | 5700K | ₹ 19,690 |
| LR08-132-XXX-57-XX | 120W | 5700K | ₹ 21,650 |

- Replace "XX" with "SP" for 5 years warranty
- SP code represents additional 10kV surge protection
- Suitable for external pole dia. 35-45mm: 35-60W, 45-60mm: 80-120W



Voyage | LR02

DarkSky certified high performance LED streetlight with an integrated IP66 lens, made of aluminium die-cast housing having high efficacy, better thermal management, IK10 impact resistance with high energy saving.

| Catalogue Reference No. | Wattage | CCT | LP |
|-------------------------|---------|-------|------------------|
| LR02-182VT357NHSP5 | 150W | 5700K | Price on Request |
| LR02-212VT357NHSP5 | 180W | 5700K | Price on Request |
| LR02-282VT357NHSP5 | 200W | 5700K | Price on Request |
| LR02-352VT357NHSP5 | 220W | 5700K | Price on Request |
| LR02-402VT357NHSP5 | 250W | 5700K | Price on Request |
| LR02182T357NHSP5HE | 150W | 5700K | Price on Request |
| LR02212T357NHSP5HE | 180W | 5700K | Price on Request |
| LR02282T357NHSP5HE | 200W | 5700K | Price on Request |
| LR02352T357NHSP5HE | 220W | 5700K | Price on Request |
| LR02402T357NHSP5HE | 250W | 5700K | Price on Request |

- Options of other photometry VT1, VT2, VT2A and VT4 available
- HE stands for high efficacy
- Comes with standard 10kV external surge protection and 5 years warranty
- DarkSky approved product also available in 2700K CCT



CV Raman Road Trivandrum



NEW

Voyage Neo | LR28

Streetlight with aesthetic aluminium powder coated housing and precise street optic lens, integrated with IP66 protection and IK10 impact resistance. Available in standard and high efficacy variants.

| Catalogue Reference No. | Wattage | CCT | LP |
|-------------------------|---------|-------|----------|
| LR28-182T1-57NHSP | 150W | 5700K | ₹ 26,250 |
| LR28-182T157NSPHE | 150W | 5700K | ₹ 30,790 |
| LR28182T157NSPHE1 | 150W | 5700K | ₹ 31,950 |
| LR28-212T1-57NHSP | 180W | 5700K | ₹ 30,790 |
| LR28-212T157NSPHE | 180W | 5700K | ₹ 35,350 |
| LR28212T157NSPHE1 | 180W | 5700K | ₹ 36,490 |
| LR28-282T1-57NHSP | 200W | 5700K | ₹ 35,350 |
| LR28-282T157NSPHE | 200W | 5700K | ₹ 39,890 |
| LR28282T157NSPHE1 | 200W | 5700K | ₹ 41,050 |

- Comes with standard 10kV external surge protection and 5 years warranty
- HE & HE1 are high efficacy variants



Aster | LR02

High performance LED streetlight made of aluminium pressure die-cast housing having high purity integrated IP66 lens & high efficacy with specially designed wide distribution street optics.

| Catalogue Reference No. | Wattage | CCT | LP |
|-------------------------|---------|-------|----------|
| LR02-182VT157NHSP4 | 150W | 5700K | ₹ 27,350 |
| LR02-212VT157NHSP4 | 180W | 5700K | ₹ 31,950 |
| LR02-282VT157NHSP4 | 200W | 5700K | ₹ 36,490 |
| LR02-352VT157NHSP4 | 220W | 5700K | ₹ 38,750 |
| LR02-402VT157NHSP4 | 250W | 5700K | ₹ 41,050 |

- Comes with standard 10kV external surge protection and 5 years warranty
- Suitable for external pole dia. 45-60mm: 150-250W



Floodlights

Floodlights find their purpose in a variety of settings from urban streets and parking lots to outdoor areas and industrial facilities. Wipro's floodlight solutions offer a comprehensive range of benefits, ensuring versatility, enhanced safety and reliable night time operations.



High Efficiency LEDs



Multiple CCT Options



Durable Housing



IP Rated Protection



Multiple Beam Angle Options



Ranger | LF30

Aluminium die-cast housing luminaire with technologically advanced fresnel diffuser system for uniform illumination and wider light distribution comes with IP66 protection.

| Catalogue Reference No. | Wattage | CCT | LP |
|-------------------------|---------|-------|---------|
| LF30-571-XXX-57-XX | 40W | 5700K | ₹ 5,450 |
| LF30-651-XXX-57-XX | 50W | 5700K | ₹ 7,150 |
| LF30-781-XXX-57-XX | 60W | 5700K | ₹ 7,390 |

- Replace "XX" with "SP" for 5 years warranty



Ranger Plus | LF30

Aluminium die-cast housing luminaire with technologically precise lens system for uniform illumination and wider light distribution with IP66 protection.

| Catalogue Reference No. | Wattage | CCT | LP |
|-------------------------|---------|-------|----------|
| LF30-981-60L-57-XX | 80W | 5700K | ₹ 14,690 |
| LF30-112-60L-57-XX | 100W | 5700K | ₹ 15,950 |
| LF30-132-60L-57-XX | 120W | 5700K | ₹ 19,390 |

- Replace "XX" with "SP" for 5 years warranty
- 60L stands for 60° beam angle



NEW

Vega | LF40 HE

High purity integrated IP66 lens diffuser luminaire with aluminium die-cast housing having high efficacy & better thermal management with high energy saving.

| Catalogue Reference No. | Wattage | CCT | LP |
|-------------------------|---------|-------|----------|
| LF40-102-060-57-HE | 80W | 5700K | ₹ 14,150 |
| LF40-122-060-57-HE | 100W | 5700K | ₹ 15,390 |
| LF40-132-060-57-HE | 120W | 5700K | ₹ 18,790 |
| LF40-192-060-57-HE | 150W | 5700K | ₹ 19,750 |
| LF40-272-060-57-HE | 200W | 5700K | ₹ 24,650 |
| LF40-342-060-57-HE | 250W | 5700K | ₹ 31,950 |
| LF40-392-060-57-HE | 300W | 5700K | ₹ 37,190 |
| LF40-442-060-57-HE | 350W | 5700K | ₹ 45,590 |
| LF40-502-060-57-HE | 400W | 5700K | ₹ 55,850 |

- HE refers to high efficacy with additional 10KV surge protection for 5 years warranty
- 060 stands for 60° beam angle



Vega | LF40

High purity integrated IP66 lens diffuser luminaire with aluminium die-cast housing having high efficacy & better thermal management with high energy saving.

| Catalogue Reference No. | Wattage | CCT | LP |
|-------------------------|---------|-------|----------|
| LF40-102-060-57-XX | 80W | 5700K | ₹ 11,390 |
| LF40-122-060-57-XX | 100W | 5700K | ₹ 13,250 |
| LF40-132-060-57-XX | 120W | 5700K | ₹ 14,390 |
| LF40-192-060-57-XX | 150W | 5700K | ₹ 16,650 |
| LF40-272-060-57-XX | 200W | 5700K | ₹ 20,550 |

- 060 stands for 60° beam angle

NEW



Knight | LF48

High performance IP66 floodlight with modular structure suitable for wide range of area lighting.

| Catalogue Reference No. | Wattage | CCT | LP |
|-------------------------|---------|-------|----------|
| LF48-272-025-57-XX | 200W | 5700K | ₹ 28,050 |
| LF48-272-060-57-XX | 200W | 5700K | ₹ 25,790 |
| LF48-342-025-57-XX | 250W | 5700K | ₹ 37,650 |
| LF48-342-060-57-XX | 250W | 5700K | ₹ 32,590 |
| LF48-392-025-57-XX | 300W | 5700K | ₹ 45,590 |
| LF48-392-060-57-XX | 300W | 5700K | ₹ 39,450 |
| LF48-442-025-57-XX | 350W | 5700K | ₹ 53,590 |
| LF48-442-060-57-XX | 350W | 5700K | ₹ 47,890 |
| LF48-502-025-57-XX | 400W | 5700K | ₹ 62,690 |
| LF48-502-060-57-XX | 400W | 5700K | ₹ 56,990 |
| LF48-622-025-57-XX | 500W | 5700K | ₹ 79,790 |
| LF48-622-060-57-XX | 500W | 5700K | ₹ 74,090 |

- Comes with additional 10KV surge protection for 5 years warranty
- 060 and 025 stands for 60° 25° beam angles

NEW



Knight Pro | LF38

High performance IP66 floodlight available in narrow, medium & wide optics for ports, sports and other precise requirements of area lighting.

| Catalogue Reference No. | Wattage | CCT | LP |
|-------------------------|---------|-------|------------------|
| LF38-442-010-57-XX | 350W | 5700K | Price on Request |
| LF38-442-030-57-XX | 350W | 5700K | ₹ 49,050 |
| LF38-442-060-57-XX | 350W | 5700K | ₹ 49,050 |
| LF38-502-010-57-XX | 400W | 5700K | Price on Request |
| LF38-502-030-57-XX | 400W | 5700K | ₹ 59,290 |
| LF38-502-060-57-XX | 400W | 5700K | ₹ 59,290 |
| LF38-622-010-57-XX | 500W | 5700K | Price on Request |
| LF38-622-030-57-XX | 500W | 5700K | ₹ 71,850 |
| LF38-622-060-57-XX | 500W | 5700K | ₹ 71,850 |

- Comes with additional 10KV surge protection for 5 years warranty
- 010, 030 & 060 stands for 10°, 30° & 60° beam angles









Woxsen University Multi-purpose Stadium, Hyderabad.



Range of Sports Lighting

Discover Wipro's high-performance sports lighting solutions, designed for reliability and modern requirements. The enhanced optics and robust design are ideal for indoor and outdoor sports venues. Enjoy uniform illumination, exceptional colour rendering, and minimized lighting spills, all tailored to meet your unique needs.

-  High Efficiency LEDs
-  Multiple Beam Angles Options
-  Durable Housing
-  IP Rated Protection
-  Options of CRI>90, Flicker Free
-  Available in DMX Options

NEW

Olympus Prime | LF52

High performance single die-cast housing with advance optic lens with high precision light output suitable for HD telecast TLCI>90.

| Catalogue Reference No. | Wattage | CCT | LP |
|-------------------------|---------|-------|------------------|
| LF52-203-010-57-F7 | 1650W | 5700K | Price on Request |
| LF52-203-015-57-F7 | 1650W | 5700K | Price on Request |
| LF52-203-030-57-F7 | 1650W | 5700K | Price on Request |
| LF52-203-ASM-57-F7 | 1650W | 5700K | Price on Request |
| LF52-203-010-57-F9 | 1650W | 5700K | Price on Request |
| LF52-203-015-57-F9 | 1650W | 5700K | Price on Request |
| LF52-203-030-57-F9 | 1650W | 5700K | Price on Request |
| LF52-203-ASM-57-F9 | 1650W | 5700K | Price on Request |

- Available with non integral driver option: F7: flicker free + CRI70; F9: flicker free + CRI90
- 010, 015 & 030 stands for 10°, 15°, 30° beam angles




Olympus Pro | LF46

Highly advanced LED, technically advanced optic lens with high precision light output and IP66 protection made of aluminium die-cast housing having integral driver.

| Catalogue Reference No. | Wattage | CCT | LP |
|-------------------------|---------|-------|------------------|
| LF46-622-060-57-XX | 500W | 5700K | Price on Request |
| LF46-622-060-57-FF | 500W | 5700K | Price on Request |
| LF46-622-060-57-F9 | 500W | 5700K | Price on Request |
| LF46-932-060-57-XX | 750W | 5700K | Price on Request |
| LF46-932-060-57-FF | 750W | 5700K | Price on Request |
| LF46-932-060-57-F9 | 750W | 5700K | Price on Request |
| LF46-123-060-57-XX | 1000W | 5700K | Price on Request |
| LF46-123-060-57-FF | 1000W | 5700K | Price on Request |
| LF46-123-060-57-F9 | 1000W | 5700K | Price on Request |
| LF46-183-060-57-XX | 1500W | 5700K | Price on Request |
| LF46-183-060-57-FF | 1500W | 5700K | Price on Request |
| LF46-183-060-57-F9 | 1500W | 5700K | Price on Request |

- 060 stands for 60° beam angles. Also available in 15° & 30° angles
To order, replace 060 with 015/030
- Available with non integral driver
- Available in CRI 90 & flicker free option







Olympus | LF45

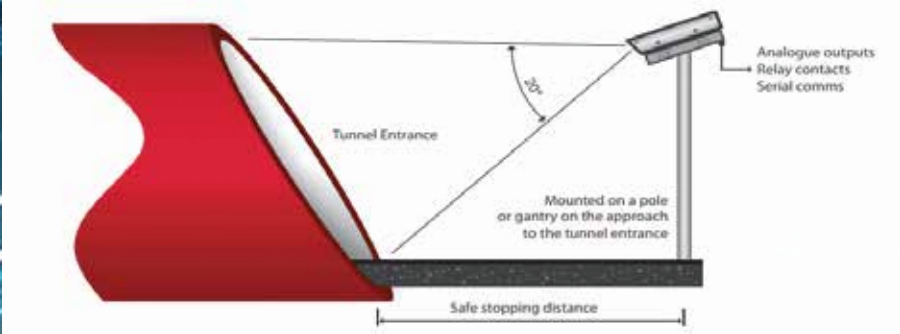
Highly advanced LED, technically advanced optic lens with high precision light output and IP66 protection made of aluminium die-cast housing having integral driver.

| Catalogue Reference No. | Wattage | CCT | LP |
|-------------------------|---------|-------|------------------|
| LF45-342-022-57-XX | 250W | 5700K | Price on Request |
| LF45-392-022-57-XX | 300W | 5700K | Price on Request |
| LF45-442-022-57-XX | 350W | 5700K | Price on Request |
| LF45-502-022-57-XX | 400W | 5700K | Price on Request |
| LF45-622-022-57-XX | 500W | 5700K | Price on Request |
| LF45-932-022-57-XX | 750W | 5700K | Price on Request |
| LF45-123-022-57-XX | 1000W | 5700K | Price on Request |

- Also available in 60Å°
- For 60Å°, replace 022 with 060

Olympus Range










ASPIRE

Range of Tunnel Lighting

An extensive range of tunnel lighting for effective illumination. Adequate illumination in the tunnel allows the drivers to quickly adjust to the light and identify the obstacles without compromising their experience. ASPIRE Range of tunnel lighting offers high-lumen outputs with glare free visibility that prevents fatigue and creates maximum visual comfort.

-  High Efficiency LEDs
-  Multiple CCT Options
-  Durable Housing
-  IP Rated Protection
-  Symmetric & Asymmetric Beam Angles

i-TMS™

Intelligent Tunnel Management System



Aspire | LF43

Highly advance tunnel light with IP66 and IK10 protection made of aluminium extruded housing having technically advanced tunnel light optics IP lens.

| Catalogue Reference No. | Wattage | CCT | LP |
|-------------------------|---------|-------|------------------|
| LF43-611-ASM-57-XX | 40W | 5700K | Price on Request |
| LF43-122-ASM-40-XX | 80W | 4000K | Price on Request |
| LF43-132-ASM-57-XX | 120W | 5700K | Price on Request |
| LF43-302-ASM-40-XX | 200W | 4000K | Price on Request |
| LF43-452-ASM-40-XX | 300W | 4000K | Price on Request |
| LF43-611-SYM-57-XX | 40W | 5700K | Price on Request |
| LF43-122-SYM-57-XX | 80W | 5700K | Price on Request |
| LF43-132-SYM-57-XX | 120W | 5700K | Price on Request |
| LF43-302-SYM-57-XX | 200W | 5700K | Price on Request |
| LF43-452-SYM-57-XX | 300W | 5700K | Price on Request |

• ASM stands for asymmetric & SYM stands for symmetric

Thoughtfully designed.
Rigorously tested.

India's First DarkSky certified products

Built for urban parks, public streets, and serene neighborhoods, Wipro's luminaires are crafted to preserve the the night, reduce skyglow, and prioritize human comfort.

These luminaires ensure visibility without intrusion - where every product reflects care for people, wildlife, and the sky.



Wipro's DarkSky-compliant range











Utopia

Range of Landscape Lighting

Imagine landscapes bathed in elegance, where every luminaire complements nature, not competes with it. Wipro's landscape range - Utopia, is more than just a collection; it's a movement, lighting that enhances beauty while preserving the world around us. Wipro's exceptional landscape luminaires transform outdoor spaces by enhancing safety, beauty, and functionality.

-  High Efficiency LEDs
-  Multiple CCT Options
-  Durable Housing
-  OptiVance™ Photometry Lens
-  IP Rated Protection
-  Reduced Glare



Zion | LP15

Modern post-top luminaire with high-efficiency optics designed for powerful, uniform illumination of public spaces.

| Catalogue Reference No. | Wattage | CCT | LP |
|-------------------------|---------|-------|------------------|
| LP15-461-SYM-30-XX | 30W | 3000K | Price on Request |
| LP15-931-SYM-30-XX | 60W | 3000K | Price on Request |
| LP15-152-SYM-30-XX | 100W | 3000K | Price on Request |

- Suitable for external pole dia 60mm (To be ordered separately)
- Replace XX with SP for 5 years warranty. SP code represents additional 10kV surge protection
- SYM stands for symmetric photometry distribution. For asymmetric option replace SYM with ASM
- Available in 4000K and 5700K CCT options



Arcadia | LP16

A DarkSky certified product with an elegant, curved design combining performance and aesthetics for urban outdoor lighting.

| Catalogue Reference No. | Wattage | CCT | LP |
|-------------------------|---------|-------|------------------|
| LP16-461-SYM-30-XX | 30W | 3000K | Price on Request |
| LP16-931-SYM-30-XX | 60W | 3000K | Price on Request |
| LP16-152-SYM-30-XX | 100W | 3000K | Price on Request |

- Suitable for external pole dia 60mm to 75mm (To be ordered separately)
- Replace XX with SP for 5 years warranty. SP code represents additional 10kV surge protection
- SYM stands for symmetric photometry distribution. For asymmetric option replace SYM with ASM
- Available in 2700K, 3000K, 4000K and 5700K CCT options



Celestea | LP17

A DarkSky certified and stylish luminaire delivering wide-area lighting with excellent visual comfort.

| Catalogue Reference No. | Wattage | CCT | LP |
|-------------------------|---------|-------|------------------|
| LP17-461-XXX-30-XX | 30W | 3000K | Price on Request |
| LP17-931-XXX-30-XX | 60W | 3000K | Price on Request |
| LP17-152-XXX-30-XX | 100W | 3000K | Price on Request |

- Suitable for external pole dia 60mm to 75mm (To be ordered separately)
- Replace XX with SP for 5 years warranty. SP code represents additional 10kV surge protection
- Available in 2700K, 3000K, 4000K & 5700K CCT options



Elysia | LP14

A contemporary outdoor luminaire with a clear, conical design for efficient and elegant illumination.

| Catalogue Reference No. | Wattage | CCT | LP |
|-------------------------|---------|-------|------------------|
| LP14-461-SYM-30-XX | 30W | 3000K | Price on Request |
| LP14-501-SYM-30-XX | 45W | 3000K | Price on Request |

- Suitable for external pole dia 60mm to 75mm (To be ordered separately)
- Replace XX with SP for 5 years warranty. SP code represents additional 10kV surge protection
- SYM stands for symmetric photometry distribution. For asymmetric option replace SYM with ASM
- Available in 4000K and 5700K CCT options



Tekto Hexa | LP19H

LED post-top with unique design & OptiVance™ which gives symmetrical and asymmetrical light distribution on floor considering application.

| Catalogue Reference No. | Wattage | CCT | LP |
|-------------------------|---------|-------|------------------|
| LP19H-461-SYM57-XX | 30W | 5700K | Price on Request |
| LP19H-501-SYM57-XX | 45W | 5700K | Price on Request |
| LP19H-931-SYM57-XX | 60W | 5700K | Price on Request |

- Suitable for mounting/external pole dia. O/D-Ø75mm, I/D-Ø70mm. (Pole to be ordered separately)
- Replace XX with SP for 5 years warranty. SP code represents additional 10kV surge protection
- SYM stands for symmetric photometry distribution. For asymmetric option replace SYM with ASM
- Also available in 3000K and 4000K CCT options
- OptiVance™



Tekto Dual Triangle | LP19DT

LED post-top with unique design & OptiVance™ photometry which gives symmetrical and asymmetrical light distribution on floor considering application.

| Catalogue Reference No. | Wattage | CCT | LP |
|-------------------------|---------|-------|------------------|
| LP19DT-931SYM57-XX | 60W | 5700K | Price on Request |
| LP19DT-931ASM57-XX | 60W | 5700K | Price on Request |

- Suitable for mounting/external pole dia. O/D-Ø75mm, I/D-Ø70mm (Pole to be ordered separately)
- ASM stands for asymmetric & SYM stands for symmetric lighting distribution
- Replace XX with SP for 5 years warranty. SP code represents additional 10kV surge protection
- Available in 3000K and 4000K options
- OptiVance™



Tekto Seven | LP19

LED post-top with unique design & OptiVance™ which gives symmetrical and asymmetrical light distribution on floor considering application.

| Catalogue Reference No. | Wattage | CCT | LP |
|-------------------------|---------|-------|------------------|
| LP19-461-SYM-57-XX | 30W | 5700K | Price on Request |
| LP19-501-SYM-57-XX | 45W | 5700K | Price on Request |
| LP19-931-SYM-57-XX | 60W | 5700K | Price on Request |

- Suitable for mounting/external pole dia O/D-Ø75mm, I/D-Ø70mm. (Pole to be ordered separately)
- Replace XX with SP for 5 years warranty. SP code represents additional 10kV surge protection
- SYM stands for symmetric photometry distribution. For asymmetric option replace SYM with ASM
- Also available in 3000K and 4000K CCT options
- OptiVance™



Tekto Triangle | LP19T

LED post-top with unique design & OptiVance™ which gives symmetrical and asymmetrical light distribution on floor considering application.

| Catalogue Reference No. | Wattage | CCT | LP |
|-------------------------|---------|-------|------------------|
| LP19T-461-SYM57-XX | 30W | 5700K | Price on Request |
| LP19T-501-SYM57-XX | 45W | 5700K | Price on Request |
| LP19T-931-SYM57-XX | 60W | 5700K | Price on Request |

- Suitable for mounting/external pole dia. O/D-Ø75mm, I/D-Ø70mm (Pole to be ordered separately)
- Replace XX with SP for 5 years warranty. SP code represents additional 10kV Surge protection
- SYM stands for symmetric photometry distribution. For asymmetric option replace SYM with ASM
- Available in 3000K and 4000K options
- OptiVance™



Amethyst Neo | LP10N

Aesthetically designed pathway lighting with IP65 rating made of aluminium die-cast housing, wider light distribution along with opal diffuser for uniform and low glare lighting.

| Catalogue Reference No. | Wattage | CCT | LP |
|-------------------------|---------|-------|----------|
| LP10N-431-XX-57-XX | 35W | 5700K | ₹ 33,050 |
| LP10N-501-XX-57-XX | 45W | 5700K | ₹ 34,190 |
| LP10N-671-XX-57-XX | 60W | 5700K | ₹ 38,750 |

- Suitable for external pole dia 60mm to 75mm (To be ordered separately)
- Replace XX with SP for 5 years warranty. SP code represents additional 10kV surge protection
- Available in 3000K and 4000K CCT options



Amethyst Flora | LP10F

Aesthetically designed pathway lighting with IP65 rating made of aluminium die-cast housing, wider light distribution along with opal diffuser for uniform and low glare lighting.

| Catalogue Reference No. | Wattage | CCT | LP |
|-------------------------|---------|-------|----------|
| LP10F-431-XX-57-XX | 35W | 5700K | ₹ 33,050 |
| LP10F-501-XX-57-XX | 45W | 5700K | ₹ 34,190 |
| LP10F-671-XX-57-XX | 60W | 5700K | ₹ 38,750 |

- Suitable for external pole dia 60mm to 75mm (To be ordered separately)
- Replace XX with SP for 5 years warranty. SP code represents additional 10kV surge protection
- Available in 3000K and 4000K CCT options



Verve | LP13

DarkSky certified post top with possibility to be mounted at different heights to create a nature inspired aesthetics.

| Catalogue Reference No. | Wattage | CCT | LP |
|-------------------------|---------|-------|----------|
| LP13-431-XXX-57-XX | 35W | 5700K | ₹ 22,790 |
| LP13H-431-XX-57-XX | 35W | 5700K | ₹ 22,790 |
| LP13-501-XXX-57-XX | 45W | 5700K | ₹ 22,790 |
| LP13H-501-XX-57-XX | 45W | 5700K | ₹ 22,790 |
| LP13S-431-XX-57-XX | 35W | 5700K | ₹ 26,250 |
| LP13HS-431-X-57-XX | 35W | 5700K | ₹ 26,250 |
| LP13S-501-XX-57-XX | 45W | 5700K | ₹ 26,250 |
| LP13HS-501-X-57-XX | 45W | 5700K | ₹ 26,250 |

- Suitable for external pole dia. 60mm to 75mm (To be ordered separately)
- Replace XX with SP for 5 years warranty. SP code represents additional 10kV surge protection
- LP13 stands to regular 360° distribution & LP13S stands for streetlight photo distribution
- Available in 2700K, 3000K and 4000K CCT options



Vista | LP09

India's first DarkSky certified luminaire with lens and fresnel diffuser for 360° and streetlight photometry distribution.

| Catalogue Reference No. | Wattage | CCT | LP |
|-------------------------|---------|-------|----------|
| LP09-431-XXX-57-XX | 35W | 5700K | ₹ 21,650 |
| LP09-431-XXX-57-SP | 35W | 5700K | ₹ 22,350 |
| LP09-501-XXX-57-XX | 45W | 5700K | ₹ 25,090 |
| LP09-501-XXX-57-SP | 45W | 5700K | ₹ 25,790 |
| LP09S-431-XX-57-XX | 35W | 5700K | ₹ 22,790 |
| LP09S-431-XX-57-SP | 35W | 5700K | ₹ 23,490 |
| LP09S-501-XX-57-XX | 45W | 5700K | ₹ 26,250 |
| LP09S-501-XX-57-SP | 45W | 5700K | ₹ 26,890 |

- Suitable for external pole dia. 60mm to 75mm (To be ordered separately)
- Available in 2700K, 3000K and 4000K CCT options
- LP09 stands for regular 360° distribution & LP09S stands for streetlight photometry distribution



Aegis | LP11

Superior aesthetically designed pathway lighting with glare free indirect lighting and IP65 protection made of powder coated aluminium housing for symmetrical and asymmetrical distribution.

| Catalogue Reference No. | Wattage | CCT | LP |
|-------------------------|---------|-------|----------|
| LP11-501-XXX-57-XX | 45W | 5700K | ₹ 34,190 |
| LP11-501-ASM-57-XX | 45W | 5700K | ₹ 34,190 |

- Suitable for external pole dia. 60mm to 75mm (To be ordered separately)
- Replace XX with SP for 5 years warranty. SP code represents additional 10kV surge protection
- XX stands for symmetric & ASM stands for asymmetric distribution
- Available in 3000K and 4000K CCT options



Urbano G2 | LP05

Pressure die-cast aluminium housing which provide uniform light distribution to redefine outdoors and enhance architectural design.

| Catalogue Reference No. | Wattage | CCT | LP |
|-------------------------|---------|-------|----------|
| LP05-351-XXX-30-G2 | 30W | 3000K | ₹ 28,490 |
| LP05-501-XXX-30-G2 | 45W | 3000K | ₹ 29,450 |
| LP05-711-XXX-30-G2 | 60W | 3000K | ₹ 30,550 |

- Suitable for external pole dia. 60mm to 75mm (To be ordered separately)
- Available in 4000K and 5700K CCT options
- Available in 5 years warranty on request. Product code will change to SP code



NEW

Bliss | LP07 G1

Pure polyester UV resistant powder coated, die-cast aluminium housing with polycarbonate clear diffuser for uniform illumination.

| Catalogue Reference No. | Wattage | CCT | LP |
|-------------------------|---------|-------|----------|
| LP07-251-X-57-CLG1 | 20W | 5700K | ₹ 10,250 |
| LP07-431-X-57-CLG1 | 35W | 5700K | ₹ 13,690 |
| LP07-501-X-57-CLG1 | 45W | 5700K | ₹ 15,950 |
| LP07-671-X-57-CLG1 | 60W | 5700K | ₹ 18,250 |

- Suitable for external pole dia. 60mm to 75mm (To be ordered separately)
- CL stands for clear diffuser
- Available in 3000K and 4000K CCT options
- Available in 5 years warranty on request product code will change to SP code



NEW

Nimbus Decorative Streetlight | LP20

Classic charm meets modern performance in this high-transmittance decorative luminaries.

| Catalogue Reference No. | Wattage | CCT | LP |
|-------------------------|---------|-------|----------|
| LP20-711-XXX-57-XX | 60W | 5700K | ₹ 35,350 |
| LP20-102-XXX-57-XX | 90W | 5700K | ₹ 41,050 |
| LP20-132-XXX-57-XX | 120W | 5700K | ₹ 49,050 |

- Available in 2700K and 4000K CCT options
- Replace XX with SP for 5 years warranty. SP code represents additional 10kV surge protection



Tuscan

All-around brilliance



NEW

Tuscan Column Light | LB34

Made of extruded aluminium housing to redefine landscapes with better light quality and enhance architectural design rated IP65.

| Catalogue Reference No. | Wattage | CCT | LP |
|-------------------------|---------|-------|------------------|
| LB34-591-XXX-57-03 | 40W | 5700K | Price on Request |
| LB34-102-XXX-57-04 | 70W | 5700K | Price on Request |
| LB34B-591-XX-57-03 | 40W | 5700K | Price on Request |
| LB34B-102-XX-57-04 | 70W | 5700K | Price on Request |

- Available in 4000K CCT option
- 04 and 03 stands for height | 04 = 4m; 03 = 3m
- Available in 5 years warranty on request. Product code will change to SP code



Bollard Range



Nyx | LB17

Artistic meets functional – a DarkSky certified decorative lighting solution with high-transmittance output.

| Catalogue Reference No. | Wattage | CCT | LP |
|-------------------------|---------|-------|------------------|
| LB17-131-DE1-30-XX | 11W | 3000K | Price on Request |
| LB17-131-DE2-30-XX | 11W | 3000K | Price on Request |
| LB17-131-DE3-30-XX | 11W | 3000K | Price on Request |

- Available in 2700K, 4000K, 5700K and 6500K CCT options
- Replace XX with SP for 5 years warranty. SP code represents additional 10kV surge protection



Elevate | LB36

Bold vertical form with OptiVance™ photometry for efficient illumination of modern architectural landscapes.

| Catalogue Reference No. | Wattage | CCT | LP |
|-------------------------|---------|-------|------------------|
| LB36-131-ASM-57-XX | 11W | 5700K | Price on Request |
| LB36-131-ASM-40-XX | 11W | 4000K | Price on Request |
| LB36-131-SYM-57-XX | 11W | 5700K | Price on Request |
| LB36-131-SYM-40-XX | 11W | 4000K | Price on Request |

- Available in 3000K, 4000K and 5700K CCT options
- Replace XX with SP for 5 years warranty. SP code represents additional 10kV surge protection
- OptiVance™



Whistling Oyster | LB12

Directional reflector crafts LED beams in a soft, asymmetric glow. Efficiency meets elegance, transforming every space it touches.

| Catalogue Reference No. | Wattage | CCT | LP |
|-------------------------|---------|-------|------------------|
| LB12-880SPKTR65-08 | 7W | 6500K | Price on Request |
| LB12-880SPKTR30-08 | 7W | 3000K | Price on Request |
| LB12-131SPKTR65-08 | 11W | 6500K | Price on Request |
| LB12-131SPKTR30-08 | 11W | 3000K | Price on Request |

- 08 stands for height | 08 = 800mm
- Available in 3000K, 4000K and 5700K CCT options
- Need to use a line matching amplifier of 75V/100V system for large SPK installation (In customer scope)
- Available in 5 years warranty on request. Product code will change to SP code



Oyster | LB12

Sleek design with advanced performance, delivering uniform, high-efficacy LED output for every space. With a durable, lightweight build, it ensures efficiency, longevity, and consistent illumination.

| Catalogue Reference No. | Wattage | CCT | LP |
|-------------------------|---------|-------|----------|
| LB12-880-XXX-65-05 | 7W | 6500K | ₹ 13,890 |
| LB12-880-XXX-65-08 | 7W | 6500K | ₹ 14,490 |
| LB12-880-XXX-30-05 | 7W | 3000K | ₹ 13,890 |
| LB12-880-XXX-30-08 | 7W | 3000K | ₹ 14,490 |
| LB12-131-XXX-65-05 | 11W | 6500K | ₹ 13,890 |
| LB12-131-XXX-65-08 | 11W | 6500K | ₹ 14,490 |
| LB12-131-XXX-30-05 | 11W | 3000K | ₹ 13,890 |
| LB12-131-XXX-30-08 | 11W | 3000K | ₹ 14,490 |

- 05 and 08 stands for height | 05 = 500mm; 08 = 800mm
- Available in 3000K, 4000K and 5700K CCT options
- Available in 5 years warranty on request. Product code will change to SP code



Whistling J | LB13

A beacon of LED brilliance, enchants the surroundings with its delicate glow. The embedded speakers infuse the atmosphere with a melodious whisper, creating a space where light and sound converge in perfect harmony.

| Catalogue Reference No. | Wattage | CCT | LP |
|-------------------------|---------|-------|------------------|
| LB13-880SPKTR65-08 | 7W | 6500K | Price on Request |
| LB13-880SPKTR30-08 | 7W | 3000K | Price on Request |
| LB13-131SPKTR65-08 | 11W | 6500K | Price on Request |
| LB13-131SPKTR30-08 | 11W | 3000K | Price on Request |

- 08 stands for height | 08 = 800mm
- Available in 3000K, 5700K and 6500K CCT options
- Need to use a line matching amplifier of 75V/100V system for large SPK installation (In customer scope)
- Available in 5 years warranty on request. Product code will change to SP code



Fantasy G1 | LB14

Designed for modern outdoors, Fantasy delivers uniform, glare free illumination with high-efficacy LEDs. Its IP66 protection ensure long-lasting performance.

| Catalogue Reference No. | Wattage | CCT | LP |
|-------------------------|---------|-------|----------|
| LB14-880-X-65-05G1 | 7W | 6500K | ₹ 10,950 |
| LB14-880-X-65-08G1 | 7W | 6500K | ₹ 11,390 |
| LB14-131-X-65-05G1 | 11W | 6500K | ₹ 10,950 |
| LB14-131-X-65-08G1 | 11W | 6500K | ₹ 11,390 |

- 05 and 08 stands for height | 05 = 500mm; 08 = 800mm
- Available in 3000K, 4000K and 5700K CCT options
- Available in 5 years warranty on request. Product code will change to SP code



J Bollard | LB13

Sleek design with rust-free durability, delivering uniform, high-efficiency LED illumination. With IP65 protection, it ensures reliable performance for modern outdoor spaces.

| Catalogue Reference No. | Wattage | CCT | LP |
|-------------------------|---------|-------|----------|
| LB13-880-XXX-65-05 | 7W | 6500K | ₹ 13,890 |
| LB13-880-XXX-65-08 | 7W | 6500K | ₹ 14,490 |
| LB13-880-XXX-30-08 | 7W | 3000K | ₹ 13,890 |
| LB13-880-XXX-30-05 | 7W | 3000K | ₹ 14,490 |
| LB13-131-XXX-65-05 | 11W | 6500K | ₹ 13,890 |
| LB13-131-XXX-65-08 | 11W | 6500K | ₹ 14,490 |
| LB13-131-XXX-30-05 | 11W | 3000K | ₹ 13,890 |
| LB13-131-XXX-30-08 | 11W | 3000K | ₹ 14,490 |

- 05 and 08 stands for height | 05 = 500mm; 08 = 800mm
- Available in 3000K, 4000K and 5700K CCT options
- Available in 5 years warranty on request. Product code will change to SP code



NEW

Quad | LB18

Bold vertical form with efficient illumination for modern architectural landscapes.

| Catalogue Reference No. | Wattage | CCT | LP |
|-------------------------|---------|-------|----------|
| LB18-111-XXX-57-08 | 8W | 5700K | ₹ 17,090 |
| LB18-111-XXX-40-08 | 8W | 4000K | ₹ 17,090 |
| LB18-131-XXX-57-08 | 11W | 5700K | ₹ 17,690 |
| LB18-131-XXX-40-08 | 11W | 4000K | ₹ 17,690 |

- 05 and 08 stands for height | 05 = 500mm; 08 = 800mm
- Available in 3000K, 4000K and 5700K CCT options
- Available in 5 years warranty on request. Product code will change to SP code



Fantasy | LB14

Glare free, uniform lighting with high-efficiency LEDs. Built with a rust-free, lightweight body, it ensures long-lasting performance.

| Catalogue Reference No. | Wattage | CCT | LP |
|-------------------------|---------|-------|----------|
| LB14-880-XXX-65-05 | 7W | 6500K | ₹ 13,690 |
| LB14-880-XXX-65-08 | 7W | 6500K | ₹ 14,390 |
| LB14-131-XXX-65-05 | 11W | 6500K | ₹ 13,690 |
| LB14-131-XXX-65-08 | 11W | 6500K | ₹ 14,390 |

- 05 and 08 stands for height | 05 = 500mm; 08 = 800mm
- Available in 3000K, 4000K, 5700K and 6500K CCT options
- Available in 5 years warranty on request. Product code will change to SP code



NEW

Strix | LB35

End-to-end illumination with HET diffuser for uniform brightness and design consistency.

| Catalogue Reference No. | Wattage | CCT | LP |
|-------------------------|---------|-------|----------|
| LB35-131-XXX-40-J0 | 11W | 4000K | ₹ 17,090 |
| LB35-131-XXX-40-J1 | 11W | 4000K | ₹ 18,250 |
| LB35-131-XXX-57-J0 | 11W | 5700K | ₹ 17,090 |
| LB35-131-XXX-57-J1 | 11W | 5700K | ₹ 18,250 |
| LB35-171-XXX-40-J2 | 15W | 4000K | ₹ 19,390 |
| LB35-171-XXX-57-J2 | 15W | 5700K | ₹ 19,390 |

- Available in 3000K, 4000K and 5700K CCT options
- Available in 5 years warranty on request. Product code will change to SP code

NEW



Ulix | LB19

Minimalist yet effective – seamless lighting crafted for contemporary outdoor spaces.

| Catalogue Reference No. | Wattage | CCT | LP |
|-------------------------|---------|-------|----------|
| LB19-111-XXX-57-08 | 8W | 5700K | ₹ 17,890 |
| LB19-111-XXX-40-08 | 8W | 4000K | ₹ 17,890 |
| LB19-131-XXX-57-08 | 11W | 5700K | ₹ 18,490 |
| LB19-131-XXX-40-08 | 11W | 4000K | ₹ 18,490 |

- 08 stands for height | 05 = 500mm; 08 = 800mm
- Available in 3000K, 4000K and 5700K CCT options
- Available in 5 years warranty on request. Product code will change to SP code



Acorn | LB16

Lightweight aluminium design with high-efficacy LEDs to deliver energy-efficient lighting. Its rust-resistant finish and quick setup ensure reliable performance for inviting outdoor spaces.

| Catalogue Reference No. | Wattage | CCT | LP |
|-------------------------|---------|-------|---------|
| LB16-111-XXX-57-05 | 8W | 5700K | ₹ 8,350 |
| LB16-131-XXX-57-05 | 11W | 5700K | ₹ 8,350 |
| LB16-111-XXX-57-08 | 8W | 5700K | ₹ 8,690 |
| LB16-131-XXX-57-08 | 11W | 5700K | ₹ 8,690 |

- 05 and 08 stands for height | 05 = 500mm; 08 = 800mm
- Available in 3000K, 4000K and 5700K CCT options
- Available in 5 years warranty on request. Product code will change to SP code



Crest | LB15

A DarkSky approved product with durable, rust-free body ensures lasting performance with an environmentally mindful design.

| Catalogue Reference No. | Wattage | CCT | LP |
|-------------------------|---------|-------|---------|
| LB15-111-XXX-57-05 | 8W | 5700K | ₹ 7,990 |
| LB15-131-XXX-57-05 | 11W | 5700K | ₹ 7,990 |
| LB15-111-XXX-57-08 | 8W | 5700K | ₹ 8,350 |
| LB15-131-XXX-57-08 | 11W | 5700K | ₹ 8,350 |

- 05 and 08 stands for height | 05 = 500mm; 08 = 800mm
- Available in 3000K, 4000K and 5700K CCT options
- Available in 5 years warranty on request. Product code will change to SP code





arcusTM
prime

Range of Facade Lighting

Premium outdoor architectural lighting solution. Lighting is much beyond mere illumination. Colored beams and patterns bring in a strong element of grandeur in facades and structures. With a view to expand outdoor usability and beauty, enhance architectural focal points, Wipro Lighting's Arcus - premium outdoor architectural lighting solutions for contour, accent and facade lighting applications having in house range of all controllers, drivers & accessories for trouble free performance.



High Efficiency LEDs



Multiple CCT Options



Durable Housing




IP Rated Protection



Options of Mono/RGBW



Make in India
Products




Wall Washer G2 | LF01

Glare free, high-power illumination designed to accentuate architectural facades with precision.

| Catalogue Reference No. | Wattage | CCT | LP |
|-------------------------|---------|-------|------------------|
| LF01-300-11-30-G2 | 3W | 3000K | Price on Request |
| LF01-151-11-30-G2 | 12W | 3000K | Price on Request |
| LF01-241-11-30-G2 | 24W | 3000K | Price on Request |
| LF01-361-11-30-G2 | 36W | 3000K | Price on Request |
| LF01-481-11-30-G2 | 48W | 3000K | Price on Request |
| LF01-671-11-30-G2 | 60W | 3000K | Price on Request |
| LF01-841-11-30-G2 | 72W | 3000K | Price on Request |
| LF01-122-11-30-G2 | 96W | 3000K | Price on Request |

- Available with 15°, 30°, 60° asymmetric beam angles
- Available in RGBW series
- Order driver + DMX controller separately



Wall Washer G1 | LF01

Compact wall washer delivering uniform brightness and enhanced visual appeal for vertical surfaces.

| Catalogue Reference No. | Wattage | CCT | LP |
|-------------------------|---------|-------|------------------|
| LF01-900-015-30-G1 | 10W | 3000K | Price on Request |
| LF01-181-015-30-G1 | 20W | 3000K | Price on Request |
| LF01-361-015-30-G1 | 40W | 3000K | Price on Request |

- Available with 15°, 30°, 60° beam angles
- Available in 4000K and 6500K CCT
- With integrated driver



Flexible Wall Washer Neo | LS08

Powerful floodlight with precision optics and rugged performance for expansive outdoor lighting.

| Catalogue Reference No. | Wattage | CCT | LP |
|-------------------------|---------|-------|------------------|
| LS08-111-10-CCW-XX | 10W | RGBW | Price on Request |
| LS08-111-10-CCP-XX | 10W | PIXEL | Price on Request |
| LS08-111-010-30-XX | 10W | 3000K | Price on Request |
| LS08-211-18-CCW-XX | 18W | RGBW | Price on Request |
| LS08-211-18-CCP-XX | 18W | PIXEL | Price on Request |
| LS08-211-010-30-XX | 18W | 3000K | Price on Request |

- Available with 15°, 30°, 45° and 60° and asymmetric beam angles
- CCW means RGBW luminaire
- CCP means RGBW pixel variant
- Order driver + DMX controller separately



Round Floodlight G2 | LF04

Powerful floodlight with precision optics and rugged performance for expansive outdoor lighting.

| Catalogue Reference No. | Wattage | CCT | LP |
|-------------------------|---------|-------|------------------|
| LF04-201-11-30-G2 | 18W | 3000K | Price on Request |
| LF04-241-11-30-G2 | 24W | 3000K | Price on Request |
| LF04-361-11-30-G2 | 36W | 3000K | Price on Request |
| LF04-481-11-30-G2 | 48W | 3000K | Price on Request |
| LF04-671-11-30-G2 | 60W | 3000K | Price on Request |
| LF04-841-11-30-G2 | 72W | 3000K | Price on Request |

- Available with 15°, 30°, 60° beam angles
- Available in RGBW series
- Order driver + DMX controller separately



Rectangular Floodlight G2 | LF28

High efficiency die-cast aluminium floodlight for long-lasting facade lighting.

| Catalogue Reference No. | Wattage | CCT | LP |
|-------------------------|---------|-------|------------------|
| LF28-212-11-30-G2 | 192W | 3000K | Price on Request |
| LF28-321-11-30-G2 | 288W | 3000K | Price on Request |
| LF28-642-11-30-G2 | 500W | 3000K | Price on Request |

- Available with 15°, 30°, 60° beam angles
- Available in RGBW series



Round Floodlight G1 | LF39

Versatile round LED floodlight with glass diffuser, ideal for general facade lighting.

| Catalogue Reference No. | Wattage | CCT | LP |
|-------------------------|---------|-------|------------------|
| LF39-131-015-30-XX | 10W | 3000K | Price on Request |
| LF39-271-015-30-XX | 20W | 3000K | Price on Request |
| LF39-521-015-30-XX | 40W | 3000K | Price on Request |

- Available with 30° and 45° beam angles
- Available in 4000K and 6500K CCT
- With integrated driver



Neon Flexible Strip | LS27

Profile neon LED strip with encapsulated design for seamless linear facade lighting.

| Catalogue Reference No. | Wattage | CCT | LP |
|-------------------------|---------|-------|------------------|
| LS27-14-TB16-30-G1 | 14W | 3000K | Price on Request |
| LS27-14-TB16-40-G1 | 14W | 4000K | Price on Request |
| LS27-14-SB10-30-G1 | 14W | 3000K | Price on Request |
| LS27-14-SB10-40-G1 | 14W | 4000K | Price on Request |
| LS27-14-TB16-CCWG1 | 14W | RGBW | Price on Request |
| LS27-18-TB16-CWPG1 | 18W | PIXEL | Price on Request |
| LS27-18-SB10-CWPG1 | 18W | PIXEL | Price on Request |
| LS27-18-SB10-CCWG1 | 18W | RGBW | Price on Request |

- SB: side bend; TB: top bend
- CCW stands for RGBW
- CWP stands for RGBW pixel
- Order driver + DMX controller separately




Rectangular Floodlight G2 | LF28

Durable rectangular LED floodlight with mono or RGB options for architectural illumination.

| Catalogue Reference No. | Wattage | CCT | LP |
|-------------------------|---------|-------|------------------|
| LF27-122-11-30-G2 | 100W | 3000K | Price on Request |
| LF27-132-11-30-G2 | 120W | 3000K | Price on Request |
| LF27-142-11-30-G2 | 144W | 3000K | Price on Request |

- Available with 15°, 30°, 60° beam angles
- Available in RGBW series
- Order driver + DMX controller separately



Neon Flexible Strip

Flexible channel | Rigid channel | Mounting clip

| Catalogue Reference No. | Description | LP |
|-------------------------|---|------------------|
| LS27G1FX-5MTB16x16 | 5mtr spool of flexible channel for LS27-G1, top bend 16X16 | Price on Request |
| LS27G1FX-5MSB10x20 | 5mtr spool of flexible channel for LS27-G1, side bend 10X20 | Price on Request |
| LS27G1AL-1MTB16x16 | 1mtr rigid channel for LS27-G1, top bend 16x16 | Price on Request |
| LS27G1AL-1MSB10x20 | 1mtr rigid channel for LS27-G1, side bend 10x20 | Price on Request |
| LS27G1-CLP-TB16x16 | Mounting clip set of 2 for LS27-G1, neon top bend 16x16 | Price on Request |
| LS27G1-CLP-SB10x20 | Mounting clip set of 2 for LS27-G1, neon side bend 10x20 | Price on Request |



Inground Light | LI20

Heavy-duty inground LED light designed for walkover areas with precise beam control.

| Catalogue Reference No. | Wattage | CCT | LP |
|-------------------------|---------|-------|------------------|
| LI20-300-15-30-G2 | 3W | 3000K | Price on Request |
| LI20-101-15-30-G2 | 9W | 3000K | Price on Request |
| LI20-151-15-30-G2 | 12W | 3000K | Price on Request |
| LI20-231-15-30-G2 | 18W | 3000K | Price on Request |
| LI20-222-15-30-G2 | 24W | 3000K | Price on Request |
| LI20-361-15-30-G2 | 36W | 3000K | Price on Request |

- Available with 30°, 60° beam angles
- Available in RGBW series
- Order driver + DMX controller separately



Underwater Light | LU04

Durable underwater lighting for fountains and pools with high transparency diffuser.

| Catalogue Reference No. | Wattage | CCT | LP |
|-------------------------|---------|-------|------------------|
| LU04-151-060-30-XX | 12W | 3000K | Price on Request |
| LU04-211-060-30-XX | 24W | 3000K | Price on Request |

- Available with 15° and 30° beam angles
- Available in RGBW series
- Order driver + DMX controller separately



NEW

Linear Inground Light | LI02

Slim linear fixture for contemporary inground lighting with uniform illumination.

| Catalogue Reference No. | Wattage | CCT | LP |
|-------------------------|---------|-------|------------------|
| LI02-151-060-30-XX | 12W | 3000K | Price on Request |
| LI02-311-060-30-XX | 24W | 3000K | Price on Request |

- Available with 15° and 30° beam angles
- Available in RGBW series
- Order driver + DMX controller separately



NEW

Fountain Light | LUF04

Compact LED light for fountains and underwater features with long-life reliability.

| Catalogue Reference No. | Wattage | CCT | LP |
|-------------------------|---------|-------|------------------|
| LUF04-950-60-30-XX | 6W | 3000K | Price on Request |
| LUF04-151-60-30-XX | 12W | 3000K | Price on Request |
| LUF04-211-60-30-XX | 18W | 3000K | Price on Request |

- Available with 15° and 30° beam angles
- Available in RGBW series
- Order driver + DMX controller separately





Wall Down Light | LW35

Stylish and robust wall-mounted downlight perfect for architectural facades.

| Catalogue Reference No. | Wattage | CCT | LP |
|-------------------------|---------|-------|------------------|
| LW35-750-020-30DNX | 6W | 3000K | Price on Request |
| LW35-750-060-30DNX | 6W | 3000K | Price on Request |
| LW35-131-029-30DNX | 12W | 3000K | Price on Request |
| LW35-131-060-30DNX | 12W | 3000K | Price on Request |
| LW35-191-029-30DNX | 18W | 3000K | Price on Request |
| LW35-191-060-30DNX | 18W | 3000K | Price on Request |

- Available in 4000K and 6500K CCT
- With integrated driver



Surface/Recessed Down Light | LD08

Technology edge with high efficacy, long life LEDs made of extruded aluminium housing comes with IP65 protection ensures in screen protection & vandal resistant.

| Catalogue Reference No. | Wattage | CCT | LP |
|-------------------------|---------|-------|------------------|
| LD08-111-020-30-SM | 9W | 3000K | Price on Request |
| LD08-111-060-30-SM | 9W | 3000K | Price on Request |
| LD08-151-029-30-SM | 15W | 3000K | Price on Request |
| LD08-151-060-30-SM | 15W | 3000K | Price on Request |
| LD08-291-023-30-SM | 30W | 3000K | Price on Request |
| LD08-291-060-30-SM | 30W | 3000K | Price on Request |

- Available in 4000K and 6500K CCT
- For recessed light, replace SM with RM
- With integrated driver



Wall Up/Down Light | LW35

Sleek wall-mounted facade lights offering high-efficacy dual-beam LED output with IP65 protection.

| Catalogue Reference No. | Wattage | CCT | LP |
|-------------------------|---------|-------|------------------|
| LW35-151-020-30UDX | 2x6W | 3000K | Price on Request |
| LW35-151-060-30UDX | 2x6W | 3000K | Price on Request |
| LW35-271-029-30UDX | 2x12W | 3000K | Price on Request |
| LW35-271-060-30UDX | 2x12W | 3000K | Price on Request |
| LW35-361-029-30UDX | 2x18W | 3000K | Price on Request |
| LW35-361-060-30UDX | 2x18W | 3000K | Price on Request |

- Available in 4000K and 6500K CCT
- With integrated driver





NEW

Dot Pixel | LPX01

Contemporary linear LED solutions with high-transmittance optics, ideal for dynamic architectural facades.

| Catalogue Reference No. | Wattage | LP |
|-------------------------|---------|------------------|
| LPX01100DC100CCW10 | 3W | Price on Request |

• Order driver + DMX controller separately



NEW

Dot Pixel | LPX01

Designed to highlight fine architectural details, dot pixel light delivers sharp, focused illumination that draws attention to textures, edges, and surface features.

| Catalogue Reference No. | Wattage | LP |
|-------------------------|---------|------------------|
| LPX01-35FC035CCW10 | 1W | Price on Request |
| LPX01-35FD035CCW10 | 1W | Price on Request |
| LPX01-35DD035CCW10 | 1W | Price on Request |
| LPX01-35DC035CCW10 | 1W | Price on Request |
| LPX01-52FC052CCW10 | 1.5W | Price on Request |
| LPX01-52FD050CCW10 | 1.5W | Price on Request |
| LPX01-52DD050CCW10 | 1.5W | Price on Request |
| LPX01-52DC050CCW10 | 1.5W | Price on Request |

Dot Pixel Accessories


| Catalogue Reference No. | Description | LP |
|-------------------------|---|------------------|
| PIX50FC | PIX50-1m-1st-CableWithIP-Connector | Price on Request |
| PIX50LC0.5 | PIX50-0.5m-Linkcable_With_IP_Connector | Price on Request |
| PIX50LC1 | PIX50-1m-Linkcable_With_IP_Connector | Price on Request |
| PIX50LC3 | PIX50-3m-Linkcable_With_IP_Connector | Price on Request |
| LPX01-100FC0100CCW10 | PL-PIX100-3WPXL-CRYSTAL-10cmPitch | Price on Request |
| PIX100FC | PIX100-1m-1st-CableWithIP-Connector | Price on Request |
| PIX100LC0.5 | PIX100-0.5m-Linkcable_With_IP_Connector | Price on Request |
| PIX100LC1 | PIX100-1m-Linkcable_With_IP_Connector | Price on Request |
| PIX100LC3 | PIX100-3m-Linkcable_With_IP_Connector | Price on Request |



GOBO

Go between optics...

Is a small stencil that shapes light into patterns, logos, or visuals. Paired with advanced GOBO Projectors, it brings spaces to life making every projection an experience.



Fixed Head Gobo



Moving Head Gobo



Laser Moving Head Gobo



Video Projector Gobo



NEW

Fixed Head Gobo Projector

| Catalogue Reference No. | Description | LP |
|-------------------------|---|------------------|
| WGB-FX-IP50W-15D | GOBO G1 FH IP50W 15D MANZOOM8KDMX1CH | Price on Request |
| WGB-FX-IP50W-30D | GOBO G1 FH IP50W 30D MANZOOM8KDMX1CH | Price on Request |

• Order driver + DMX controller separately



NEW

Moving Head Gobo Projector

| Catalogue Reference No. | Description | LP |
|-------------------------|---|------------------|
| WGB-MH-IP400W | GOBO CWSG11RG8 MH IP400W 3-30D 8KDMX23CH | Price on Request |
| WGB-MH-IP700W | GOBO CWSG6RG7 MH IP700W 4-36D 65KDMX41CH | Price on Request |

• Order driver + DMX controller separately




NEW

Fixed Head Gobo Projector

| Catalogue Reference No. | Description | LP |
|-------------------------|--|------------------|
| WGB-FX-IP200W-15D | GOBO G4 FH IP200W 15D MANZOOM8KDMX3CH | Price on Request |
| WGB-FX-IP200W-30D | GOBO G4 FH IP200W 30D MANZOOM8KDMX3CH | Price on Request |

• Order driver + DMX controller separately



NEW

Laser Moving Head Gobo Projector

| Catalogue Reference No. | Description | LP |
|-------------------------|------------------------------------|------------------|
| WGB-LMH-IP300W | GOBO CWSG17 LZMH 1D 75K DMX17CH | Price on Request |

• Order driver + DMX controller separately



NEW

Fixed Head Gobo Projector

| Catalogue Reference No. | Description | LP |
|-------------------------|--|------------------|
| WGB-FX-IP300W-15D | GOBO G4 FH IP300W 15D MANZOOM8KDMX3CH | Price on Request |
| WGB-FX-IP300W-30D | GOBO G4 FH IP300W 30D MANZOOM8KDMX3CH | Price on Request |

• Order driver + DMX controller separately



NEW

Gobo Video Projector

| Catalogue Reference No. | Description | LP |
|-------------------------|-------------------------------|------------------|
| WGB-VP-300 | Video Projector 4K DMX 8CH | Price on Request |

• Order driver + DMX controller separately

ARCUS Controls and Accessories



DMX Master Controller

Centralized DMX controller managing up to 1024 channels for precise facade lighting control.


| Catalogue Reference No. | Description | LP |
|-------------------------|---|------------------|
| WL-DIN 1024 | DMX master controller for 1024 channels | Price on Request |



DMX Splitter/Booster

Arcus Prime Accessories

| Catalogue Reference No. | Description | LP |
|-------------------------|--------------------------------|------------------|
| WL-SPL 26 | 6 output DMX splitter/ booster | Price on Request |



DMX Controller Touch Pad

Sleek 6-key DMX push-button controller for quick and easy lighting scene activation.

| Catalogue Reference No. | Description | LP |
|-------------------------|---|------------------|
| WL-DMX-TOUCH512 | Wall mounted DMX lighting controller for 512 channels | Price on Request |



Keypad Button

Sleek 6-key DMX push-button controller for quick and easy lighting scene activation.

| Catalogue Reference No. | Description | LP |
|-------------------------|---------------------------------|------------------|
| WL-BUTTON 6 | 6 individual keypad push button | Price on Request |



Tiruchirappalli International Airport, Trichy



DMX Decoder

Wall-mounted touch pad controller for managing 512-channel DMX lighting with ease.

| Catalogue Reference No. | Description | LP |
|-------------------------|--------------------|------------------|
| WL-DMX 604 | DMX signal decoder | Price on Request |



DMX Addresser

Arcus Prime Accessories

| Catalogue Reference No. | Description | LP |
|-------------------------|---------------|------------------|
| BL-321-L-C8 | DMX addresser | Price on Request |



NEW

DMX NODE

Arcus Prime Accessories

| Catalogue Reference No. | Description | LP |
|-------------------------|--------------------------|------------------|
| WL-NODE8 | Artnet nodes 8 output | Price on Request |



NEW

WL-NEO X

Arcus Prime Accessories

| Catalogue Reference No. | Description | LP |
|-------------------------|--|------------------|
| WL-NEO-16 | Lighting control server with 16 universes | Price on Request |
| WL-NEO-32 | Lighting control server with 32 universes | Price on Request |
| WL-NEO-64 | Lighting control server with 64 universes | Price on Request |



NEW

Ethernet Switches

Arcus Prime Accessories

| Catalogue Reference No. | Description | LP |
|-------------------------|----------------|------------------|
| DGS-1210-28p | Network switch | Price on Request |
| DGS-1210-10p | Network switch | Price on Request |



NEW

WL-NEO PRO X

Arcus Prime Accessories

| Catalogue Reference No. | Description | LP |
|-------------------------|---|------------------|
| WL-NEO PRO 128 | Lighting control server with 128 universes | Price on Request |
| WL-NEO PRO 255 | Lighting control server with 255 universes | Price on Request |
| WL-NEO PRO 512 | Lighting control server with 512 universes | Price on Request |

Arcus Product Drivers

Arcus Prime Accessories



| Catalogue Reference No. | Description | LP |
|-------------------------|-------------|------------------|
| LG34-075-24-3AIP65 | 75W driver | Price on Request |
| LG34-120-24-5AIP66 | 120W driver | Price on Request |
| LG34-150-24-6AIP66 | 150W driver | Price on Request |
| LG34-240-24-10IP66 | 240W driver | Price on Request |

Connectors

Arcus Prime Accessories



| Catalogue Reference No. | Description | LP |
|-------------------------|--------------------------|------------------|
| C-S-5C-IP67 | S type 5 core patch cord | Price on Request |
| C-T-5C-IP67 | T type 5 core patch cord | Price on Request |
| C-S-2C-IP67 | S type 5 core patch cord | Price on Request |
| C-T-2C-IP67 | T type 5 core patch cord | Price on Request |

Moulded Connectors

Arcus Prime Accessories



| Catalogue Reference No. | Description | LP |
|-------------------------|--|------------------|
| CM-S-5C-IP67-1M | Moulded S type 5 core patch cord | Price on Request |
| CM-T-5C-IP67-1M | Moulded T type 5 core patch cord | Price on Request |
| CM-S-5C-IP67-3M | Moulded S type 5 core patch cord | Price on Request |
| CM-T-5C-IP67-3M | Moulded T type 5 core patch cord | Price on Request |
| CM-T-5C-IP67 | T-Connector (5 core) to connect driver output (2 core) and DMX signal (3 core) | Price on Request |
| CM-S-5C-IP67-1M | Moulded 1Mtr length suitable for LF01 | Price on Request |
| CM-S-5C-IP67-3M | Moulded 3Mtr length suitable for LF01 | Price on Request |
| CM-S-5C-IP67-5M | Moulded 5Mtr length suitable for LF01 | Price on Request |
| CM-T-5C-IP67-CRN | T-Connector (5 core) to connect driver output (2 core) and DMX signal (3 core) | Price on Request |
| CM-S-5C-IP67-1MCRN | Moulded 1Mtr length suitable for LF04 | Price on Request |
| CM-S-5C-IP67-3MCRN | Moulded 3Mtr length suitable for LF04 | Price on Request |
| CM-S-5C-IP67-5MCRN | Moulded 5Mtr length suitable for LF04 | Price on Request |







Sardhana Church, Uttar Pradesh





Solar Streetlight

Harnessing solar power for sustainable streetscapes, Wipro's solar streetlight blends architectural elegance with smart connectivity, enabling energy-efficient lighting with freedom to innovate and illuminate.

-  Monocrystalline Solar Panel
-  High Efficiency LEDs
-  Multiple CCT Options
-  Durable Housing
-  IP Rated Protection
-  LiFePO4 Battery



Solarise | LR19

All-in-one integrated solar streetlights. High efficiency, eco-friendly streetlight with compact aesthetic construction and easy installation capability.

| Catalogue Reference No. | Wattage | CCT | LP |
|-------------------------|---------|-------|------------------|
| LR19-221-XXX-57-G1 | 12W | 5700K | Price on Request |
| LR19-281-XXX-57-G1 | 15W | 5700K | Price on Request |
| LR19-371-XXX-57-G1 | 20W | 5700K | Price on Request |
| LR19-461-XXX-57-G1 | 25W | 5700K | Price on Request |
| LR19-561-XXX-57-G1 | 30W | 5700K | Price on Request |
| LR19-751-XXX-57-G1 | 40W | 5700K | Price on Request |
| LR19-931-XXX-57-G1 | 50W | 5700K | Price on Request |
| LR19-112-XXX-57-G1 | 60W | 5700K | Price on Request |
| LR19-132-XXX-57-G1 | 70W | 5700K | Price on Request |
| LR19-152-XXX-57-G1 | 80W | 5700K | Price on Request |
| LR19-162-XXX-57-G1 | 90W | 5700K | Price on Request |
| LR19-182-XXX-57-G1 | 100W | 5700K | Price on Request |
| LR19-222-XXX-57-G1 | 120W | 5700K | Price on Request |



Solarise | LR19

All-in-one integrated solar streetlights. High efficiency, eco-friendly streetlight with compact aesthetic construction and easy installation capability.

| Catalogue Reference No. | Wattage | CCT | LP |
|-------------------------|---------|-------|------------------|
| LR19-221-XXX57HYG1 | 12W | 5700K | Price on Request |
| LR19-281-XXX57HYG1 | 15W | 5700K | Price on Request |
| LR19-371-XXX57HYG1 | 20W | 5700K | Price on Request |
| LR19-461-XXX57HYG1 | 25W | 5700K | Price on Request |
| LR19-561-XXX57HYG1 | 30W | 5700K | Price on Request |
| LR19-751-XXX57HYG1 | 40W | 5700K | Price on Request |
| LR19-931-XXX57HYG1 | 50W | 5700K | Price on Request |
| LR19-112-XXX57HYG1 | 60W | 5700K | Price on Request |
| LR19-132-XXX57HYG1 | 70W | 5700K | Price on Request |
| LR19-152-XXX57HYG1 | 80W | 5700K | Price on Request |
| LR19-162-XXX57HYG1 | 90W | 5700K | Price on Request |
| LR19-182-XXX57HYG1 | 100W | 5700K | Price on Request |
| LR19-222-XXX57HYG1 | 120W | 5700K | Price on Request |

- G1 stands for standard product & HY G1 stands for hybrid option
- For hybrid operation, all-in-one integrated solar streetlight, replace XX with HY in the above catalogue nos.
- Other CCT options available on request
- Prices given are exclusive of poles and to be ordered separately
- Subject to minimum order quantity



Poles and High Mast

Engineered for scale and performance, Wipro's poles and high mast systems ensure reliable illumination & robust design over large areas. With functionality at its core they serve diverse urban & industrial spaces.



Octagonal Pole

| SAP Code | Description | LP |
|-----------------|-------------------------------------|------------------|
| WP3M70T130B3MM | 3m Pole Top70 Bottom130 Thk 3mm | Price on Request |
| WP4M70T130B3MM | 4m Pole Top70 Bottom130 Thk 3mm | Price on Request |
| WP5M70T130B3MM | 5m Pole Top70 Bottom130 Thk 3mm | Price on Request |
| WP6M70T130B3MM | 6m Pole Top70 Bottom130 Thk 3mm | Price on Request |
| WP7M70T130B3MM | 7m Pole Top70 Bottom130 Thk 3mm | Price on Request |
| WP8M70T135B3MM | 8m Pole Top70 Bottom135 Thk 3mm | Price on Request |
| WP9M70T155B3MM | 9m Pole Top70 Bottom155 Thk 3mm | Price on Request |
| WP10M70T175B3MM | 10m Pole Top70 Bottom175 Thk 3mm | Price on Request |
| WP11M90T210B3MM | 11m Pole Top90 Bottom210 Thk 3mm | Price on Request |
| WP12M90T210B3MM | 12m Pole Top90 Bottom210 Thk 3mm | Price on Request |



Foundation Bolt for Poles

| SAP Code | Description | LP |
|------------------|---|------------------|
| WFBM16X450X4N-3P | FDN Bolt M16X450mm 4N 3m & 4m Pole | Price on Request |
| WFBM16X450X4N-4P | FDN Bolt M16X450mm 4N 3m & 4m Pole | Price on Request |
| WFBM16X600X4N-5P | FDN Bolt M16X600mm 4N 5m Pole | Price on Request |
| WFBM20X600X4N-6P | FDN Bolt M20X600mm 4N 6m Pole | Price on Request |
| WFBM20X700X4N-7P | FDN Bolt M20X700mm 4N 7m & 8m Pole | Price on Request |
| WFBM20X700X4N-8P | FDN Bolt M20X700mm 4N 7m & 8m Pole | Price on Request |
| WFBM24X750X4N9P | FDN Bolt M24X750mm 4N 9m to 12m Pole | Price on Request |
| WFBM24X750X4N10P | FDN Bolt M24X750mm 4N 9m to 12m Pole | Price on Request |
| WFBM24X750X4N11P | FDN Bolt M24X750mm 4N 9m to 12m Pole | Price on Request |
| WFBM24X750X4N12P | FDN Bolt M24X750mm 4N 9m to 12m Pole | Price on Request |



Arm Brackets for Poles

| SAP Code | Description | LP |
|------------|---------------------------|------------------|
| WSAB300MM | Single Arm Bracket 300mm | Price on Request |
| WDAB300MM | Double Arm Bracket 300mm | Price on Request |
| WSAB500MM | Single Arm Bracket 500mm | Price on Request |
| WDAB500MM | Double Arm Bracket 500mm | Price on Request |
| WSAB1000MM | Single Arm Bracket 1000mm | Price on Request |
| WDAB1000MM | Double Arm Bracket 1000mm | Price on Request |
| WSAB1200MM | Single Arm Bracket 1200mm | Price on Request |
| WDAB1200MM | Double Arm Bracket 1200mm | Price on Request |
| WSAB1500MM | Single Arm Bracket 1500mm | Price on Request |
| WDAB1500MM | Double Arm Bracket 1500mm | Price on Request |
| WSAB2000MM | Single Arm Bracket 2000mm | Price on Request |
| WDAB2000MM | Double Arm Bracket 2000mm | Price on Request |



High Mast Length Wise

| SAP Code | Description | LP |
|---------------|--------------------------------------|------------------|
| WHM12M6F2S | 12m HM TOP150 BTM300 06FIX 2SEC | Price on Request |
| WHM12M8F2S | 12m HM TOP150 BTM300 08FIX 2SEC | Price on Request |
| WHM12M12F2S | 12m HM TOP150 BTM300 12FIX 2SEC | Price on Request |
| WHM12.5M6F2S | 12.5m HM TOP150 BTM300 06FIX 2SEC | Price on Request |
| WHM12.5M8F2S | 12.5m HM TOP150 BTM300 08FIX 2SEC | Price on Request |
| WHM12.5M12F2S | 12.5m HM TOP150 BTM300 12FIX 2SEC | Price on Request |
| WHM16M6F2S | 16m HM TOP150 BTM360 06FIX 2SEC | Price on Request |
| WHM16M8F2S | 16m HM TOP150 BTM360 08FIX 2SEC | Price on Request |
| WHM16M12F2S | 16m HM TOP150 BTM360 12FIX 2SEC | Price on Request |
| WHM20M6F2S | 20m HM TOP150 BTM410 06FIX 2SEC | Price on Request |
| WHM20M8F2S | 20m HM TOP150 BTM410 08FIX 2SEC | Price on Request |
| WHM20M12F2S | 20m HM TOP150 BTM410 12FIX 2SEC | Price on Request |
| WHM25M6F3S | 25m HM TOP150 BTM460 06FIX 3SEC | Price on Request |
| WHM25M8F3S | 25m HM TOP150 BTM460 08FIX 3SEC | Price on Request |
| WHM25M12F3S | 25m HM TOP150 BTM460 12FIX 3SEC | Price on Request |
| WHM30M6F3S | 30m HM TOP 150 BTM 540 06FIX 3SEC | Price on Request |
| WHM30M8F3S | 30m HM TOP 150 BTM 540 08FIX 3SEC | Price on Request |
| WHM30M12F3S | 30m HM TOP 150 BTM 540 12FIX 3SEC | Price on Request |





High Mast Accessories

| SAP Code | Description | LP |
|------------------|-----------------------------------|------------------|
| WHM-ACC-12 MTR | Accessories For 12mtr High Mast | Price on Request |
| WHM-ACC-12.5 MTR | Accessories For 12.5mtr High Mast | Price on Request |
| WHM-ACC-16 MTR | Accessories For 16mtr High Mast | Price on Request |
| WHM-ACC-20 MTR | Accessories For 20mtr High Mast | Price on Request |
| WHM-ACC-25 MTR | Accessories For 25mtr High Mast | Price on Request |
| WHM-ACC-30 MTR | Accessories For 30mtr High Mast | Price on Request |



High Mast Foundation Bolt

| SAP Code | Description | LP |
|------------------|---------------------------------------|------------------|
| WFBM24X750X12HM | FDN Bolt M24X750mm 4N 12m High Mast | Price on Request |
| WFBM24X750X12.5M | FDN Bolt M24X750mm 4N 12.5m High Mast | Price on Request |
| WFBM30X850X16H | FDN Bolt M30X850mm 4N 16m High Mast | Price on Request |
| WFBM30X850X20H | FDN Bolt M30X850mm 4N 20m High Mast | Price on Request |
| WFBM30X850X25H | FDN Bolt M30X850mm 4N 25m High Mast | Price on Request |
| WFBM30X850X30H | FDN Bolt M30X850mm 4N 30m High Mast | Price on Request |



Stadium High Mast: Price on Request

Phased-Out Products - MWS

| Series Catalogue | Reference No. | Wattage |
|------------------|--------------------|---------|
| Arc | LM48-341-XXX-40-YL | 30W |
| | LM48-341-XXX-40-BL | 30W |
| | LM48-341-XXX-40-RD | 30W |
| | LM48-341-XXX-40-WH | 30W |
| | LM48-341-XXX-40-PR | 30W |
| Cone | LM45-221-XXX-40-BL | 20W |
| | LM45-221-XXX-40-RD | 20W |
| | LM45-221-XXX-40-YL | 20W |
| | LM45-221-XXX-40-WH | 20W |
| | LM45-221-XXX-40-PR | 20W |
| Trio Mesh | LM46-341-XXX-40-WH | 30W |
| | LM46-341-XXX-40-BL | 30W |
| Celeste | LM07-221-D06-40-XX | 20W |
| | LM07-221-D08-40-XX | 20W |
| Dome 600 | LM92-461-XXX-40-WH | 40W |
| | LM92-461-XXX-40-BL | 40W |
| | LM92-461-XXX-40-RD | 40W |
| | LM92-461-XXX-40-YE | 40W |
| Lineos | LM30-211-XXX-57-G2 | 20W |
| | LM30-211XXX-57G2CT | 20W |
| | LM30-401-XXX-57-G2 | 30W |
| | LM30-401XXX-57G2CT | 30W |
| Globe | LM49-141-XXX-30-XX | 12W |
| Umeko | LM05-D320-MC | - |
| Freya | LM06-D450-BR | - |
| | LM06-D600-BR | - |

Phased-Out Products - Outdoor

| Series Catalogue | Reference No. | Wattage |
|------------------|--------------------|---------|
| Urbano G1 | LP05-351-XXX-30-G1 | 30W |
| | LP05-351-XXX-40-G1 | 30W |
| | LP05-351-XXX-57-G1 | 30W |
| | LP05-501-XXX-30-G1 | 45W |
| | LP05-501-XXX-40-G1 | 45W |
| | LP05-501-XXX-57-G1 | 45W |
| | LP05-711-XXX-30-G1 | 60W |
| | LP05-711-XXX-40-G1 | 60W |
| Bliss | LP07-251-XXX-57-CL | 20W |
| | LP07-431-XXX-57-CL | 35W |
| | LP07-501-XXX-57-CL | 45W |
| | LP07-671-XXX-57-CL | 60W |
| | LP07-251XXX-57CLSP | 20W |
| | LP07-431XXX-57CLSP | 35W |
| | LP07-501XXX-57CLSP | 45W |
| | LP07-671XXX-57CLSP | 60W |
| Steplight | LT51-370-XXX-30-XX | 3W |
| | LT51-370-XXX-57-XX | 3W |
| | LT51-750-XXX-30-XX | 7W |
| | LT51-750-XXX-57-XX | 7W |
| Skyline | LR02-451-XXX-57-G1 | 40W |
| | LR02-501-XXX-57-G1 | 45W |
| | LR02-261-XXX-57-G1 | 20W |
| | LR02-291-XXX-57-G1 | 25W |
| | LR02-331-XXX-57-XX | 30W |
| Skyline | LR02-501-XXX-57-G3 | 45W |
| | LR02-671-XXX-57-G3 | 60W |
| | LR02-781-XXX-57-G3 | 60W |
| | LR02-981-XXX-57-G2 | 70W |
| | LR02-102-XXX-57-G2 | 80W |
| | LR02-112-XXX-57-G2 | 90W |
| | LR02-122-XXX-57-G2 | 100W |
| | LR02-132-XXX-57-G3 | 120W |
| | LR02-182-XXX-57-G3 | 150W |
| | LR02-212-XXX-57-G2 | 180W |

Series Catalogue

Reference No.

Wattage

| | | |
|------------------|--------------------|------|
| Alpha Floodlight | LF20-102-060-57-G3 | 80W |
| | LF20-122-060-57-G2 | 100W |
| | LF20-132-060-57-G3 | 120W |
| | LF20-192-060-57-G2 | 150W |
| | LF20-272-060-57-G2 | 200W |
| | LF20-342-060-57-G3 | 250W |
| | LF20-392-060-57-G3 | 300W |
| | LF20-442-060-57-G2 | 350W |
| | LF20-502-060-57-G4 | 400W |
| | LF20-622-060-57-G3 | 500W |

Terms and Conditions

- Prices are in Indian rupees.
- MRP is inclusive of GST. However authorized Wipro sales person/stockists can sell below the MRP.
- In case of LP, GST amount is not included. GST is to be added extra. However, authorized Wipro sales person/stockists can sell below the LP.
- All prices are subject to Wipro's general terms & conditions of business.
- Prices are subject to change without notice as per company discretion.
- This price list supersedes all earlier price lists.
- Company reserves the right to issue amendments, which may arise due to any errors in the price list.
- Goods are dispatched by us on purchaser's risk. All claims for loss, damage or shortage will be filed by the purchasers directly with the carriers.
- Orders should be placed in multiples of case lot.
- All orders shall be placed in writing.
- Items other than those included in the price list, stand phased out from the range.
- All fixtures will be supplied as per our normal specifications. For additional features, please contact the nearest Wipro office for details.
- Disputes, if any, are subject to Pune jurisdiction only.
- Related wattage and CCT are nominal and BIS tolerance is applicable on the same. Innovation and improvement are a way of life at Wipro. All rights reserved. Reproduction of this data in part or in whole, without permission, is prohibited. Care has been taken to ensure that the information content within is correct. We reserve the right to modify the product without prior intimation. Photographs shown herein are indicative. Customers are advised to reconfirm the data or product dimensions, before purchase, with our local office.

Branch Offices

| | |
|---|---|
| <p>Bangalore: Wipro Enterprises Pvt. Ltd. No.139, 7th Cross, N S Palya, off. Bannerghatta Road, Bangalore - 560 076 Contact: +91-9075007462</p> | <p>Bubneshwar: Wipro Enterprises Pvt. Ltd. Plot No. - 1051/2496 , BB Nagar, Kesora, Puri By-Pass Road, Bhubaneswar, Odisha - 751002 Contact: +91-9861966600/ 9839070887</p> |
| <p>Chennai: Wipro Enterprises Pvt. Ltd. 4th Floor, Svalar Square, 15, North Phase, Guindy Industrial Estate, Ekkaduthangal, Chennai, Tamil Nadu - 600032 Contact: +91-9003074246</p> | <p>Guwahati: Wipro Enterprises Pvt. Ltd. Near NPS School, Lalungaon, Guwahati - 781034 Contact: +91-9674635065</p> |
| <p>Delhi: Wipro Enterprises Pvt. Ltd. E40/7 Okhla Industrial Area, Phase-II New Delhi - 011020 Contact: +91-8800300855</p> | <p>Kolkata: Wipro Enterprises Pvt. Ltd. 3, Pretoria Street, 3rd floor, Kolkata - 700 071 Contact: 033-4404 5886/87/ +91-9674635065</p> |
| <p>Hyderabad: Wipro Enterprises Pvt. Ltd. Surya Towers, 6th floor, Sardar Patel Road, Hyderabad - 300 003. Contact: 030-2717 6082/ 9075007462</p> | <p>Chandigarh: Wipro Enterprises Pvt. Ltd. SCO-1066-1067, Top Flood , Sector 22-B, (Near HDFC Bank) Chandigarh - 160022. Contact: +91-9815708102/ 09569933873/872/871</p> |
| <p>Mumbai: Wipro Enterprises Pvt. Ltd. Lotus Corporate park, Unit No 1401 - 1402, 14th floor, C wing, Graham Firth Steel Compound, Western Express Highway, Goregaon (E), Mumbai 400 063 Contact: 022-62182000/ +91-9433515772</p> | <p>Lucknow: Wipro Enterprises Pvt. Ltd. Plot No.C-518, Transport Nagar, Kanpur Road, Lucknow - 226012 Contact: +91-9839070887</p> |
| <p>Aurangabad: Wipro Enterprises Pvt. Ltd. Waluj C&I Lab, L8 (Part 1), Waluj MIDC Waluj, Sambhaji Nagar - 431136 Contact: +91-9921700816</p> | <p>Cochin: Wipro Enterprises Pvt. Ltd. 680 & 680-A1, Seaport- Airport Road, Irumbanam, Ernakulam, Kerala - 682309 Contact: +91-9567326777</p> |
| <p>Pune: Wipro Enterprises Pvt. Ltd. Bhosale Heights, 1195/5, Fergusson College Road, Pune - 411 005. Contact: 020-2553 5081/ +91-9433515772/ 9421330549/ 9665511988</p> | <p>Coimbatore: Wipro Enterprises Pvt. Ltd. Harrison Malayalam Ltd warehouse 2, 31 Thottam salai, Survey no*157/A1,158/1,159 Verakerelam, Coimbatore - 641007 Contact: +91-9655666665</p> |
| <p>Indore: Wipro Enterprises Pvt. Ltd. United Compound, A.B. Road, Dewas Naka, Indore (MP) - 452 010 Contact: +91-9909909332/ 7032435223</p> | <p>Ahmedabad: Wipro Enterprises Pvt. Ltd. 409 - 410, SCarlet Gateway, Opp. Rivera Anatilia, Corporate Road, Nr. Prahladnagar Garden, Satellite, Ahmedabad - 380015 Contact: 079-40073546/ +91-9909909332</p> |
| <p>Raipur: Wipro Enterprises Pvt. Ltd. Khasra No. 48-49/2, Khedia Business Park, Tatibandh, Raipur - 492 099 Contact: +91-9993257664</p> | <p>Jaipur: Wipro Enterprises Pvt. Ltd. Jaipur Depot A-71, Road No 1, Vishwakarma Industrial Area, Jaipur - 302213 Contact: +91-9887555396</p> |

Explore the
broad range of

Wipro

Seating Solutions

Office Seating

Premium Executive



Adapt



Aerosit



Amplify



Kingdom

Collaborative Seating



Single-Seater



Round Pouffe



Three-Seater



Low Table

Multi-Purpose Chairs

Training Chairs



Transit



Munch



Ditto



Rev.v

Public Seating



Converge Plus



Flexico-Comforto



Symphony



Opera

**Office Chairs | Collab | Public Seating |
Stadium Seating | Auditorium Chairs**

Please follow the link: www.wiproseatingsolutions.com

